



## **GK General Insurance Company Limited**

**Financial Statements  
31 December 2018**

# **GK General Insurance Company Limited**

Index

31 December 2018

---

**Page**

**Actuary's Report**

**Independent Auditor's Report to the Members**

**Financial Statements**

Statement of financial position

1 – 2

Statement of comprehensive income

3

Statement of changes in equity

4

Statement of cash flows

5

Notes to the financial statements

6 - 70

### 3. EXPRESSION OF OPINION

I have examined the financial condition and valued the policy and claims liabilities of GKICL for its balance sheet as at December 31, 2018 and the corresponding change in the policy and claims liabilities in the statement of operations for the year then ended. I meet the appropriate qualification standards and am familiar with the valuation and solvency requirements applicable to general insurance companies in Jamaica. I have relied upon PriceWaterhouseCoopers for the substantial accuracy of the records and information concerning other liabilities, as certified in the attached statement.

The results of my valuation together with amounts carried in the Annual Return are the following:

Claims Liabilities (J\$000)	Carried in Annual Return	Actuary's Estimate
Direct unpaid claims and adjustment expenses:	2,935,972	2,930,029
Assumed unpaid claims and adjustment expenses:	0	0
Gross unpaid claims and adjustment expenses:	2,935,972	2,930,029
Ceded unpaid claims and adjustment expenses:	528,428	531,309
Other amounts to recover:	0	0
Other net liabilities:	0	0
Net unpaid claims and adjustment expenses:	2,407,544	2,398,719

Policy Liabilities (J\$000)	Carried in Annual Return	Actuary's Estimate
Gross policy liabilities in connection with unearned premiums:		1,159,079
Net policy liabilities in connection with unearned premiums:		1,083,928
Gross unearned premiums:	2,637,856	
Net unearned premiums:	1,463,117	
Premium deficiency:	0	
Other net liabilities:	0	




In my opinion:

- (i) The methods and procedures used in the verification of the data are sufficient and reliable and fulfill acceptable standards of care;
- (ii) The valuation of policy and claims liabilities has been made in accordance with generally accepted actuarial practice with such changes as determined and directions made by the Commission;
- (iii) The methods and assumptions used to calculate the policy and claims liabilities are appropriate to the circumstances of the company and of the said policies and claims;
- (iv) The amount of policy and claims liabilities represented in the balance sheet of Jamaica International Insurance Company Limited makes proper provision for the future payments under the company's policies and meet the requirements of the Insurance Act and other appropriate regulations of Jamaica;
- (v) A proper charge on account of these liabilities has been made in the statement of comprehensive income;
- (vi) There is sufficient capital available to meet the solvency standards as established by the Commission

Josh Worsham, FCAS, MAAA

\_\_\_\_\_  
Name of Appointed Actuary



\_\_\_\_\_  
Signature of Appointed Actuary

March 25, 2019

Date





## Independent auditor's report

To the Members of GK General Insurance Company Limited

### Report on the audit of the financial statements

---

#### Our opinion

In our opinion, the financial statements give a true and fair view of the financial position of GK General Insurance Company Limited (the Company) as at 31 December 2018, and of its financial performance and its cash flows for the year then ended in accordance with International Financial Reporting Standards and with the requirements of the Jamaican Companies Act.

#### What we have audited

The Company's financial statements comprise:

- the statement of financial position as at 31 December 2018;
- the statement of comprehensive income for the year then ended;
- the statement of changes in equity for the year then ended;
- the statement of cash flows for the year then ended; and
- the notes to the financial statements, which include a summary of significant accounting policies.

---

#### Basis for opinion

We conducted our audit in accordance with International Standards on Auditing (ISAs). Our responsibilities under those standards are further described in the *Auditor's responsibilities for the audit of the financial statements* section of our report.

We believe that the audit evidence we have obtained is sufficient and appropriate to provide a basis for our opinion.

#### Independence

We are independent of the Company in accordance with the International Ethics Standards Board for Accountants' Code of Ethics for Professional Accountants (IESBA Code). We have fulfilled our other ethical responsibilities in accordance with the IESBA Code.

---

#### Responsibilities of management for the financial statements

Management is responsible for the preparation of the financial statements that give a true and fair view in accordance with International Financial Reporting Standards and with the requirements of the Jamaican Companies Act, and for such internal control as management determines is necessary to enable the preparation of financial statements that are free from material misstatement, whether due to fraud or error.

In preparing the financial statements, management is responsible for assessing the Company's ability to continue as a going concern, disclosing, as applicable, matters related to going concern and using the going concern basis of accounting unless management either intends to liquidate the Company or to cease operations, or has no realistic alternative but to do so.

---

PricewaterhouseCoopers, Scotiabank Centre, Duke Street, Box 372, Kingston, Jamaica

T: (876) 922 6230, F: (876) 922 7581, [www.pwc.com/jm](http://www.pwc.com/jm)

L.A. McKnight P.E. Williams A.K. Jain B.L. Scott, B.J. Denning G.A. Reece P.A. Williams R.S. Nathan C.I. Bell-Wisdom G.K. Moore



---

### **Auditor's responsibilities for the audit of the financial statements**

Our objectives are to obtain reasonable assurance about whether the financial statements as a whole are free from material misstatement, whether due to fraud or error, and to issue an auditor's report that includes our opinion. Reasonable assurance is a high level of assurance, but is not a guarantee that an audit conducted in accordance with ISAs will always detect a material misstatement when it exists. Misstatements can arise from fraud or error and are considered material if, individually or in the aggregate, they could reasonably be expected to influence the economic decisions of users taken on the basis of these financial statements.

As part of an audit in accordance with ISAs, we exercise professional judgment and maintain professional scepticism throughout the audit. We also:

- Identify and assess the risks of material misstatement of the financial statements, whether due to fraud or error, design and perform audit procedures responsive to those risks, and obtain audit evidence that is sufficient and appropriate to provide a basis for our opinion. The risk of not detecting a material misstatement resulting from fraud is higher than for one resulting from error, as fraud may involve collusion, forgery, intentional omissions, misrepresentations, or the override of internal control.
- Obtain an understanding of internal control relevant to the audit in order to design audit procedures that are appropriate in the circumstances, but not for the purpose of expressing an opinion on the effectiveness of the Company's internal control.
- Evaluate the appropriateness of accounting policies used and the reasonableness of accounting estimates and related disclosures made by management.
- Conclude on the appropriateness of management's use of the going concern basis of accounting and, based on the audit evidence obtained, whether a material uncertainty exists related to events or conditions that may cast significant doubt on the Company's ability to continue as a going concern. If we conclude that a material uncertainty exists, we are required to draw attention in our auditor's report to the related disclosures in the financial statements or, if such disclosures are inadequate, to modify our opinion. Our conclusions are based on the audit evidence obtained up to the date of our auditor's report. However, future events or conditions may cause the Company to cease to continue as a going concern.
- Evaluate the overall presentation, structure and content of the financial statements, including the disclosures, and whether the financial statements represent the underlying transactions and events in a manner that achieves fair presentation.

We communicate with those charged with governance regarding, among other matters, the planned scope and timing of the audit and significant audit findings, including any significant deficiencies in internal control that we identify during our audit.

---



---

**Report on Other Legal and Regulatory Requirements**

As required by the Jamaican Companies Act, we have obtained all the information and explanations which, to the best of our knowledge and belief, were necessary for the purposes of our audit.

In our opinion, proper accounting records have been kept, so far as appears from our examination of those records, and the accompanying financial statements are in agreement therewith and give the information required by the Jamaican Companies Act, in the manner so required.

---

*Price Waterhouse Coopers*  
Chartered Accountants  
29 March 2019  
Kingston, Jamaica

# GK General Insurance Company Limited

## Statement of Financial Position

31 December 2018

(expressed in Jamaican dollars unless otherwise indicated)

	Note	2018 \$'000	2017 \$'000
<b>Assets</b>			
Cash and deposits	8	1,555,023	823,434
Available-for-sale investments	9	-	4,316,926
Financial assets at amortised cost	9	3,652,430	-
Financial assets at fair value through other comprehensive income	9	288,370	-
Financial assets at fair value through profit or loss	9	320,106	-
Receivables from agents, brokers and policyholders	10	939,772	842,749
Recoverable from reinsurers and coinsurers	11	1,767,492	2,690,521
Deferred policy acquisition costs		220,036	192,667
Other receivables	12	70,681	50,380
Due from group companies	13	164,866	91,076
Taxation recoverable		-	75,810
Property, plant and equipment	14	838,547	739,365
Intangible assets	15	185,797	183,554
		<u>10,003,120</u>	<u>10,006,482</u>



# GK General Insurance Company Limited


Statement of Financial Position (Continued)

31 December 2018

(expressed in Jamaican dollars unless otherwise indicated)


	Note	2018 \$'000	2017 \$'000
Liabilities and Shareholders' Equity			
Liabilities			
Due to reinsurers		574,330	229,386
Insurance reserves	16	5,795,761	6,551,039
Other payables	17	358,655	218,940
Taxation payable		35,288	-
Due to group companies	13	34,669	3,476
Deferred tax liabilities	18	22,984	6,732
Post-employment benefit obligations	19	357,153	354,897
		<u>7,178,840</u>	<u>7,364,470</u>
Shareholders' Equity			
Share capital	20	1,291,739	1,291,739
Capital and fair value reserves	21	328,764	337,947
Share options reserve		10,777	6,795
Retained earnings		1,193,000	1,005,531
		<u>2,824,280</u>	<u>2,642,012</u>
		<u>10,003,120</u>	<u>10,006,482</u>

Approved for issue by the Board of Directors on 28 March 2019 and signed on its behalf by:



Gina Phillipps Black

Chairman



Grace Burnett

Managing Director

# GK General Insurance Company Limited

## Statement of Comprehensive Income

Year ended 31 December 2018

(expressed in Jamaican dollars unless otherwise indicated)

	Note	2018 \$'000	2017 \$'000
<b>Gross Premiums Written</b>		5,484,859	4,643,390
Reinsurance ceded		(2,590,541)	(2,072,887)
Net premiums written		2,894,318	2,570,503
Change in unearned premiums, net		(151,996)	(138,563)
<b>Net Premiums Earned</b>		2,742,322	2,431,940
Commission income		473,034	421,931
Commission expense		(437,036)	(396,675)
Claims expense	16	(1,577,721)	(1,540,331)
Underwriting expenses		(45,043)	(43,664)
Administration expenses		(1,023,640)	(993,184)
Net impairment losses on financial assets		(3,673)	-
<b>Underwriting Profit/(Loss)</b>		128,243	(119,983)
Interest income	22	273,438	-
Other income	23	258,134	423,440
Other operating expenses		(159,394)	(102,728)
<b>Profit before Taxation</b>		500,421	200,729
Taxation	26	(194,547)	(46,366)
<b>Profit for the Year</b>		305,874	154,363
<b>Other Comprehensive Income:</b>			
<b>Items that may be reclassified to profit or loss</b>			
Changes in the fair value of financial assets at fair value through other comprehensive income, net of taxes		(11,629)	-
Fair value gains on available-for-sale investments, net of taxes		-	44,012
<b>Items that will not be reclassified to profit and loss</b>			
Gains on revaluation of land and buildings, net of taxes		32,537	-
Re-measurements of post-employment benefit obligations		(18,549)	(9,162)
Other comprehensive income, net of taxes		2,359	34,850
<b>Total Comprehensive Income</b>		308,233	189,213

# GK General Insurance Company Limited

## Statement of Changes in Equity

Year ended 31 December 2018

(expressed in Jamaican dollars unless otherwise indicated)

	Share Capital	Capital and Fair Value Reserves	Share Options Reserve	Retained Earnings	Total
	\$'000	\$'000	\$'000	\$'000	\$'000
Balance at 1 January 2017	1,291,739	293,935	4,786	905,062	2,495,522
Profit for the year	-	-	-	154,363	154,363
Other comprehensive income:					
Fair value gains on available-for-sale financial assets, net of taxes	-	44,012	-	-	44,012
Re-measurements of post-employment benefit obligations, net of taxes	-	-	-	(9,162)	(9,162)
Other comprehensive income	-	44,012	-	(9,162)	34,850
Total comprehensive income	-	44,012	-	145,201	189,213
Transactions with owners:					
Dividends on preference shares	-	-	-	(44,732)	(44,732)
Employee share option scheme:					
Value of services rendered	-	-	2,009	-	2,009
<b>Balance at 31 December 2017 as previously presented</b>	<b>1,291,739</b>	<b>337,947</b>	<b>6,795</b>	<b>1,005,531</b>	<b>2,642,012</b>
Change in accounting policy (Note 28)	-	(30,091)	-	(4,074)	(34,165)
Restated total equity at the beginning of the financial year	1,291,739	307,856	6,795	1,001,457	2,607,847
Profit for the year	-	-	-	305,874	305,874
Other comprehensive income:					
Fair value losses on instruments at fair value through other comprehensive income, net of taxes	-	(11,629)	-	-	(11,629)
Gains on revaluation of land and buildings, net of taxes	-	32,537	-	-	32,537
Re-measurements of post-employment benefit obligations, net of taxes	-	-	-	(18,549)	(18,549)
Other comprehensive income	-	20,908	-	(18,549)	2,359
Total comprehensive income		20,908	-	287,325	308,233
Transactions with owners:					
Dividends on preference shares	-	-	-	(45,782)	(45,782)
Dividends on ordinary shares	-	-	-	(50,000)	(50,000)
Employee share option scheme:					
Value of services rendered	-	-	3,982	-	3,982
<b>Balance at 31 December 2018</b>	<b>1,291,739</b>	<b>328,764</b>	<b>10,777</b>	<b>1,193,000</b>	<b>2,824,280</b>

# GK General Insurance Company Limited

## Statement of Cash Flows

Year ended 31 December 2018

(expressed in Jamaican dollars unless otherwise indicated)

	Note	2018 \$'000	2017 \$'000
<b>Cash Flows from Operating Activities</b>			
Premiums received		5,387,836	4,579,004
Reinsurance paid		(2,245,597)	(2,079,079)
Commissions received		497,668	419,827
Commissions paid		(464,404)	(408,064)
Claims paid	16	(1,589,770)	(1,485,325)
Rent received		96,474	60,987
Underwriting, administration and other operating expenditure paid		(1,125,843)	(973,354)
Other receipts/(payments), net		98,760	(6,368)
Cash generated from operating activities		655,124	107,628
Taxation paid		(50,459)	(193,639)
Net cash generated from/(used in) operating activities		604,665	(86,011)
<b>Cash Flows from Investing Activities</b>			
Interest received		253,508	293,171
Proceeds from sale of investment securities		3,288,418	2,918,072
Investments securities purchased		(3,221,650)	(2,610,194)
Additions to property, plant and equipment	14	(118,387)	(319,619)
Additions to intangible assets	15	(55,276)	(57,030)
Proceeds on disposal of property, plant and equipment		10,108	10,938
Net cash provided by investing activities		156,721	235,338
<b>Cash Flows from Financing Activities</b>			
Preference dividends paid		-	(44,732)
Ordinary dividends paid		(50,000)	-
Net cash used in financing activities		(50,000)	(44,732)
Net increase in cash and cash equivalents		711,386	104,595
Cash and cash equivalents at beginning of year		775,911	689,205
Effect of exchange rate changes on cash and cash equivalents		19,125	(17,889)
<b>Cash and Cash Equivalents at End of Year</b>	<b>8</b>	<b>1,506,422</b>	<b>775,911</b>

# GK General Insurance Company Limited

## Notes to the Financial Statements

31 December 2018

(expressed in Jamaican dollars unless otherwise indicated)

---

### 1. Identification and Activities

- (a) GK General Insurance Company Limited (the company) is a limited liability company incorporated and domiciled in Jamaica. The immediate parent company is GraceKennedy Financial Group Limited, and its ultimate parent company is GraceKennedy Limited. Both companies are incorporated and domiciled in Jamaica. The company also has issued preference shares, which are held by fellow subsidiary, GraceKennedy (St. Lucia) Limited.
- (b) The registered office and principal place of business of the company, and its ultimate parent, is located at 73 Harbour Street, Kingston, Jamaica.

The company is licensed to operate as a general insurance company under the Insurance Act, 2001. Its principal activity is the underwriting of general insurance business. The company issues insurance contracts in territories outside of Jamaica through brokers GK Insurance Brokers Limited (Turks & Caicos) and Cabrits Insurance Agency (Commonwealth of Dominica).

### 2. Significant Accounting Policies

The principal financial accounting policies adopted in the preparation of these financial statements are set out below. These policies have been consistently applied to all the years presented, unless otherwise stated.

#### (a) Basis of preparation

These financial statements have been prepared in conformity with International Financial Reporting Standards (IFRS), as issued by the International Accounting Standards Board (IASB) and IFRS Interpretations Committee (IFRS IC) interpretations applicable to companies reporting under IFRS and have been prepared under the historical cost convention except for certain property, plant and equipment and financial assets that are measured at fair value.

The preparation of financial statements in conformity with IFRS requires the use of certain critical accounting estimates. It also requires management to exercise its judgement in the process of applying the company's accounting policies. Although these estimates are based on management's best knowledge of current events and action, actual results could differ from those estimates. The areas involving a higher degree of judgement or complexity, or areas where assumptions and estimates are significant to the financial statements are disclosed in Note 6.

#### *New and amended standards and interpretations effective in the current year*

Certain amendments and clarifications to existing standards have been published that became effective during the current financial year. The company has assessed the relevance of all such new amendments and clarifications and has put into effect the following, which are immediately relevant to its operations.

**IFRS 9, 'Financial Instruments'** (effective for annual periods beginning on or after 1 January 2018) provides guidance on how the entity should classify and measure its financial instruments. It requires all financial assets to be classified on the basis of the entity's business model for managing the financial assets and the contractual cash flow characteristics of the financial asset; initially measured at fair value plus, in the case of a financial asset not at fair value through profit or loss, particular transaction costs; and subsequently measured at amortised cost or fair value. These requirements improve and simplify the approach for classification and measurement of financial assets compared with the requirements of IAS 39. They apply a consistent approach to classifying financial assets and replace the four categories of financial assets in IAS 39, each of which had its own classification criteria.

# GK General Insurance Company Limited

Notes to the Financial Statements

31 December 2018

(expressed in Jamaican dollars unless otherwise indicated)

---

## 2. Significant Accounting Policies (Continued)

### (a) Basis of preparation (continued)

#### *New and amended standards and interpretations effective in the current year (continued)*

##### **IFRS 9, 'Financial Instruments' (continued)**

The standard also introduces a new model for the recognition of impairment losses – the expected credit losses (ECL) model. There is a 'three stage' approach which is based on the change in credit quality of financial assets since initial recognition. In practice, the new rules resulted in the entity recording an immediate loss equal to the 12-month ECL on initial recognition of financial assets that are not credit impaired (and lifetime ECL for insurance related receivables). Where there has been a significant increase in credit risk, impairment was measured using lifetime ECL rather than 12-month ECL. The model includes operational simplifications for receivables and is applicable to the company's receivables due from agents, brokers and policyholders.

The company has fully adopted the requirements of the standard effective 1 January 2018. Refer to Note 28 for the impact of the adoption on the company's financial statements.

**IFRS 15, 'Revenue from contracts with customers'** (effective for the periods beginning on or after 1 January 2018). The new standard introduces the core principle that revenue must be recognised when the goods or services are transferred to the customer, at the transaction price. Any bundled goods or services that are distinct must be separately recognised, and any discounts or rebates on the contract price must generally be allocated to the separate elements. When the consideration varies for any reason, minimum amounts must be recognised if they are not at significant risk of reversal. Costs incurred to secure contracts with customers have to be capitalised and amortised over the period when the benefits of the contract are consumed.

An amendment to IFRS 15 was also published and is effective for accounting periods beginning on or after 1 January 2018. These amendments comprise clarifications of the guidance on identifying performance obligations, accounting for licences of intellectual property and the principal versus agent assessment (gross versus net revenue presentation). The IASB has also included additional practical expedients related to transition to the new revenue standard. While the adoption of the standard and amendment did not have any significant impact on the primary statements, the requirements resulted in updates to the accounting policies and disclosures presented in the financial statements.

**IFRIC 22, 'Foreign currency transactions and advance consideration'**, (effective for annual periods beginning on or after 1 January 2018). The interpretation covers foreign currency transactions when an entity recognises a non-monetary asset or non-monetary liability arising from the payment or receipt of advance consideration before the entity recognises the related asset, expense or income. It does not apply when an entity measures the related asset, expense or income on initial recognition at fair value or at the fair value of the consideration received or paid at a date other than the date of initial recognition of the non-monetary asset or non-monetary liability. Also, the interpretation need not be applied to income taxes, insurance contracts or reinsurance contracts. The adoption of this interpretation did not have any significant impact on the company's financial statements.

# GK General Insurance Company Limited

## Notes to the Financial Statements

31 December 2018

(expressed in Jamaican dollars unless otherwise indicated)

---

### 2. Significant Accounting Policies (Continued)

#### (a) Basis of preparation (continued)

##### *New and amended standards and interpretations effective in the current year (continued)*

**Amendment to IFRS 4, 'Insurance contracts'**, The amendment addresses the concerns that have been expressed regarding the different effective dates of IFRS 9 (annual periods beginning on or after 1 January 2018) and the forthcoming new insurance contracts standard. One of the main concerns was that applying IFRS 9 before applying the new insurance contracts standard may result in a temporary accounting mismatch and volatility in profit or loss. The reason for this is that under IFRS 9 certain financial assets have to be measured at fair value through profit or loss, whereas under current IFRS 4 the related liabilities from insurance contracts are often measured on a cost basis. This accounting mismatch may be temporary, because the new insurance contracts standard is expected to require insurers to discount their insurance contracts using a current interest rate and to allow reporting of the effect of changes in the interest rate in profit or loss.

Furthermore, several insurers were concerned about applying the classification and measurement requirements in IFRS 9 before being able to fully evaluate the new insurance contracts standard. Many considered two sets of major accounting changes within a short period of time as onerous.

The amendment offers insurers two possible solutions: a temporary exemption from IFRS 9 for annual periods beginning before 1 January 2021 and the 'overlay approach'. Both of these approaches are optional.

The temporary exemption from IFRS 9 addresses most of the concerns raised. However, it is only available for a limited period of time and in limited circumstances. In particular, it has to be applied at the level of the reporting entity. Even if a subsidiary might be eligible for the temporary exemption, it will still have to prepare financial information applying IFRS 9 for consolidation purposes if the parent entity cannot apply the temporary exemption.

Under the 'overlay approach' the company may reclassify from profit or loss to other comprehensive income any changes in the fair value of financial assets held in respect of an activity that is connected with contracts within the scope of IFRS 4, if these changes are recognised in profit or loss under IFRS 9, but not under IAS 39.

With respect to the temporary exemption from IFRS 9, the amendment is effective for annual periods beginning on or after 1 January 2018. The 'overlay approach' can be applied from the period in which the company first applies IFRS 9. As a consequence of the IFRS 17 deferral, the Board also agreed to revise the fixed expiry date of the temporary exemption from IFRS 9 in IFRS 4 to allow entities to continue applying the temporary exemption from IFRS 9 until 1 January 2022.

IFRS 4 (including the amendments that have now been issued) will be superseded by the forthcoming insurance contracts standard. Accordingly, both the temporary exemption and the 'overlay approach' are expected to cease to be applicable, at the latest, at the point in time the new insurance standard becomes effective.

The company has fully adopted the requirements of IFRS 9 effective 1 January 2018. While the company is eligible for the temporary exemption, it is required to prepare its financial statements applying IFRS 9 as its ultimate parent company, GraceKennedy Limited, is not able to apply the exemption.

# GK General Insurance Company Limited

Notes to the Financial Statements

31 December 2018

(expressed in Jamaican dollars unless otherwise indicated)

---

## 2. Significant Accounting Policies (Continued)

### (a) Basis of preparation (continued)

***Standards, amendments and interpretations to existing standards that are not yet effective and have not been early adopted by the company***

At the date of authorisation of these financial statements a number of new standards and amendments to standards are effective for annual periods beginning on or after 1 January 2019, and have not been applied in preparing these financial statements. None of these are expected to have a significant effect on the financial statements of the company, except for the following set as out below:

**IFRS 16 'Leases'** (effective for annual periods beginning on or after 1 January 2019). This standard sets out the principles for the recognition, measurement, presentation and disclosure of leases. It replaces the guidance in IAS 17, which made a distinction in classification between leases that transfer substantially all the risks and rewards incidental to ownership of an underlying asset (finance leases) and those that do not (operating leases). For a lessee, finance leases were recognised as an asset that was depreciated over the lease term and the amount due to the lessor recognised as borrowings while operating leases were recognised as a periodic rental payment that was treated as a current expense in the profit or loss.

IFRS 16 introduces a single lease accounting model for lessees. It requires lessees to recognise a lease liability reflecting future lease payments and a "right-of-use asset" for virtually all lease contracts. The standard includes an optional exemption for certain short-term leases and leases of low-value assets. For lessors, the accounting stays almost the same.

The company has been in the process of reviewing all of its leasing arrangements over the last year. A committee with representation from a number of functional areas and led by the GraceKennedy Group's Finance Unit was created to oversee the implementation project across all the subsidiaries. The project involves three main phases:

- Phase 1: Impact assessment to determine the key potential areas of impact and to develop a plan to address these points throughout the project.
- Phase 2: Conversion assessment to focus on key areas of impact identified in the first phase and quantification of the required changes to the financial statements; and scenario modelling, which includes modelling the impact of IFRS 16 on the financial statements of the company including assessing the impact on ratios.
- Phase 3: Embedding - This includes integration of the new accounting standard into the existing reporting structure, including modifications to processes and systems as required, staff training, converting and validating data, and drafting disclosures for the financial statements.

The committee has substantially completed Phase 1 and Phase 2 of the project. Based on these phases of the implementation project, the main areas of impact include an increase in the value of assets and liabilities recognised in the statement of financial position. In addition, an interest expense on the lease liability and depreciation on the right-of-use asset will be presented in the profit or loss. In comparison with operating leases under IAS 17, this will change not only the allocation of expenses but also the total amount of expenses recognised for each period of the lease term. The combination of a straight line depreciation of the right-of use asset and the effective interest rate method applied to the lease liability will result in a higher total charge to profit or loss in the initial years of the lease, and decreasing expenses during the latter part of the lease term.



# GK General Insurance Company Limited

Notes to the Financial Statements

31 December 2018

(expressed in Jamaican dollars unless otherwise indicated)

---

## 2. Significant Accounting Policies (Continued)

### (a) Basis of preparation (continued)

*Standards, amendments and interpretations to existing standards that are not yet effective and have not been early adopted by the company (continued)*

#### **IFRS 16 'Leases' (continued)**

The company intends to apply the simplified transition approach that allows the measurement of the right-of-use assets at the amount of the lease liability on adoption (adjusted for any prepaid or accrued lease expenses), rather than full retrospective application. In addition, as a practical expedient, the company is not required to reassess whether a contract is, or contains, a lease at the date of initial application (that is, such contracts are 'grandfathered'). As further provided under this approach, comparatives for 2018 will not be restated.

**IFRS 17, 'Insurance contracts'**, (effective for annual periods beginning on or after 1 January 2021). IFRS 17 replaces IFRS 4 which currently permits a wide variety of practices in accounting for insurance contracts. IFRS 17 will fundamentally change the accounting by all entities that issue insurance contracts and investment contracts with discretionary participation features. The standard requires a current measurement model where estimates are re-measured each reporting period. Contracts are measured using the building blocks of discount probability –weighted cash flows, an explicit risk adjustment, and a contract service margin (CSM) representing the unearned profit of the contract which is recognised as revenue over the coverage period. This IFRS provides a common global insurance accounting standard leading to consistency in recognition, measurement, presentation and disclosure. The company is currently assessing the impact of future adoption of the new standard on its financial statements.

**Amendments to IAS 19, 'Employee benefits'**, (effective for annual periods beginning on or after 1 January 2019). These amendments require an entity to use updated assumptions to determine current service cost and net interest for the remainder of the period after a plan amendment, curtailment or settlement; and to recognise in profit or loss as part of past service cost, or a gain or loss on settlement, any reduction in a surplus, even if that surplus was not previously recognised because of the impact of the asset ceiling. The company is currently assessing the impact of future adoption of these amendments on its financial statements.

**Annual improvements to IFRS 2015 - 2018 Cycle – Amendments to IAS 12 and IAS 23** (effective for annual periods beginning on or after 1 January 2019). The amendments to IAS 12 clarify that all income tax consequences of dividends should be recognised in profit or loss, regardless of how the tax arises. The company is currently assessing the impact of future adoption of these amendments on its financial statements.

**Amendment to IFRS 3, 'Business combination'**, (effective for annual periods beginning on or after 1 January 2020). The amendment revises the definition of a business. According to feedback received by the IASB, application of the current guidance is commonly thought to be too complex, and it results in too many transactions qualifying as business combinations. The company is currently assessing the impact of future adoption of this amendment on its financial statements.

There are no other IFRS or IFRIC interpretations that are not yet effective that would be expected to have a material impact on the company.

# GK General Insurance Company Limited

## Notes to the Financial Statements

31 December 2018

(expressed in Jamaican dollars unless otherwise indicated)

---

### 2. Significant Accounting Policies (Continued)

#### (b) Foreign currency translation

Foreign currency transactions are translated into the company's functional currency, Jamaican dollars, at the exchange rates prevailing at the dates of the transactions. Foreign exchange gains and losses resulting from such transactions and from the translation of foreign currency monetary assets and liabilities at the year-end exchange rates are recognised in profit or loss.

Translation differences resulting from changes in the amortised cost of foreign currency denominated monetary assets classified at amortised cost or FVOCI are recognised in profit or loss. Other changes in the fair value of these assets are recognised in other comprehensive income. Translation differences on non-monetary financial assets and liabilities such as equities held at fair value through profit or loss are recognised in the profit or loss as part of the fair value gain or loss.

#### (c) Financial instruments

Financial instruments carried on the statement of financial position include cash and cash equivalents, investments, amounts due from or to policyholders, brokers, agents, reinsurers, other receivables, balances with group companies and other payables. The determination of the fair values of the company's financial instruments is discussed in Note 5.

#### (d) Cash and cash equivalents

For the purpose of presentation in the statement of cash flows, cash and cash equivalents includes cash at bank and in hand, deposits held at call with banks, other short-term highly liquid investments with original maturities of three months or less that are readily convertible to a known amount of cash and which are subject to an insignificant risk of changes in value, and bank overdrafts.

#### (e) Financial assets

##### *Classification*

From 1 January 2018, the company classifies its financial assets in the following measurement categories:

- those to be measured subsequently at fair value (either through other comprehensive income (OCI), or through profit or loss); and
- those to be measured at amortised cost.

The available for sale (AFS) category under IAS 39 is no longer applicable.

The classification depends on the business model used for managing the financial assets and the contractual terms of the cash flows. The company reclassifies debt investments only when its business model for managing those assets changes.

For assets measured at fair value, gains and losses will either be recorded in profit or loss or OCI. For investments in equity instruments that are not held for trading, this will depend on whether the company has made an irrevocable election at the time of initial recognition to account for the equity investment at fair value through other comprehensive income (FVOCI). Equity instruments held for trading are measured at fair value through profit or loss (FVPL).

# GK General Insurance Company Limited

Notes to the Financial Statements

31 December 2018

(expressed in Jamaican dollars unless otherwise indicated)

---

## 2. Significant Accounting Policies (Continued)

### (e) Financial assets (continued)

#### *Measurement*

##### *Debt instruments*

Measurement of debt instruments depends on the company's business model for managing the asset and the cash flow characteristics of the asset. The company classifies its debt instruments into three measurement categories:

- **Amortised cost:** Assets that are held for collection of contractual cash flows, where those cash flows represent solely payments of principal and interest, are measured at amortised cost. Interest income from these financial assets is included in the profit or loss using the effective interest rate method. Any gain or loss arising on derecognition is recognised directly in profit or loss. Impairment losses are presented as a separate line item in the profit or loss.
- **FVOCI:** Assets that are held for collection of contractual cash flows and for selling the financial assets, where the assets' cash flows represent solely payments of principal and interest, are measured at FVOCI. Changes in fair value are taken through OCI. The recognition of interest income and impairment gains or losses are recognised in profit or loss. When the financial asset is derecognised, the cumulative gain or loss previously recognised in OCI is reclassified to profit or loss. Interest income from these financial assets is included in the profit or loss using the effective interest rate method. Impairment losses are presented as a separate line item in the profit or loss.
- **FVPL:** Assets that do not meet the criteria for amortised cost or FVOCI are measured at FVPL. A gain or loss on a debt investment that is measured at FVPL is recognised in profit or loss in the period in which it arises.

##### *Equity instruments*

The company measures all equity investments at fair value. Where the company's management has elected to present fair value gains and losses on equity investments in OCI, there is no subsequent reclassification of fair value gains and losses to profit or loss following the de-recognition of the investment. Dividends from such investments continue to be recognised in profit or loss when the company's right to receive payments is established. Changes in the fair value of financial assets at FVPL are recognised in the profit or loss.

##### *Impairment*

From 1 January 2018, the company assesses on a forward-looking basis the expected credit losses (ECL) associated with its financial assets classified at amortised cost and debt instruments measured at FVOCI.

##### *Application of the General Model*

The company has applied the 'general model' as required under IFRS 9 for financial assets other than receivables from agents, brokers and policyholders. Under this model, the company is required to assess on a forward-looking basis the ECL associated with its debt investments carried at amortised cost and FVOCI. The ECL is recognised in profit or loss before a loss event has occurred. The measurement of ECL reflects an unbiased and probability-weighted amount that is determined by evaluating a range of possible outcomes and considers the time value of money in relation to these outcomes. The probability-weighted outcome considers multiple scenarios based on reasonable and supportable information that is available without undue cost or effort at the reporting date about past events, current conditions and forecasts of future economic conditions.

# GK General Insurance Company Limited

Notes to the Financial Statements

31 December 2018

(expressed in Jamaican dollars unless otherwise indicated)

---

## 2. Significant Accounting Policies (Continued)

### (e) Financial assets (continued)

#### *Impairment (continued)*

ECL is calculated by multiplying the Probability of default (PD), Loss Given Default (LGD) and Exposure at Default (EAD).

The impairment model uses a three-stage approach based on the extent of credit deterioration since origination:

- *Stage 1* – 12-month ECL applies to all financial assets that have not experienced a significant increase in credit risk since origination and are not credit impaired. The ECL is computed using a 12-month PD that represents the probability of default occurring over the next 12 months.
- *Stage 2* – When a financial asset experiences a significant increase in credit risk subsequent to origination but is not credit impaired, it is considered to be in Stage 2. This requires the computation of ECL based on lifetime PD that represents the probability of default occurring over the remaining estimated life of the financial asset.
- *Stage 3* – Financial assets that have an objective evidence of impairment will be included in this stage. Similar to Stage 2, the allowance for credit losses will continue to capture the lifetime ECL.

#### *Macro-economic Factors and Forward-Looking Information*

The company applies an unbiased and probability-weighted estimate of credit losses by evaluating a range of possible outcomes that incorporates forecasts of future economic conditions.

Macro-economic factors and forward-looking information are considered in measurement of ECL as well as the determination of whether there has been a significant increase in credit risk since origination. Measurement of ECL at each reporting period reflect reasonable and supportable information at the reporting date about past events, current conditions and forecasts of future economic conditions.

The company uses three scenarios that are probability-weighted to determine ECL.

#### *Expected Life*

When measuring ECL, the company considers the maximum contractual period over which the company is exposed to credit risk. All contractual terms are considered when determining the expected life, including prepayment options.

#### *Application of the Simplified Approach*

For receivables from agents, brokers and policy holders and intercompany receivables, the company applies the simplified approach permitted by IFRS 9, which requires that the impairment provision is measured at initial recognition and throughout the life of the receivables using a lifetime ECL. As a practical expedient, a provision matrix is utilised in determining the lifetime ECL for these receivables.

The lifetime ECL is determined by taking into consideration historical rates of default for each segment of aged receivables as well as the estimated impact of forward-looking information.

# GK General Insurance Company Limited

## Notes to the Financial Statements

31 December 2018

(expressed in Jamaican dollars unless otherwise indicated)

---

### 2. Significant Accounting Policies (Continued)

#### (e) Financial assets (continued)

##### Accounting policies effective up to 31 December 2017

The company applied IFRS 9 on 1 January 2018 and has elected not to restate comparative information in accordance with the transitional provisions in IFRS 9 [7.2.15]. As a result, comparative information was accounted for in accordance with the company's previous accounting policy.

Until 31 December 2017, the company classified its financial assets as available-for-sale and loans and receivables. The accounting policy for receivables from agents, brokers and policyholders is dealt with in Note 2 (g).

Investments classified as available-for-sale are intended to be held for an indefinite period of time, and may be sold in response to needs for liquidity or changes in interest rates. Management determines the classification of investments at initial recognition and re-evaluates such designation at each reporting date.

Purchases and sales of investments are recognised at trade date, which is the date that the company commits to purchase or sell the asset. Investments classified as available-for-sale are initially recognised at fair value plus transaction costs and are subsequently carried at fair value. Investments are de-recognised when the right to receive cash flows have expired or have been transferred and the company has transferred substantially all the risk and rewards of ownership.

Changes in the fair value of monetary securities denominated in a foreign currency and classified as available-for-sale are analysed between translation differences resulting from changes in the amortised cost of the security and other changes in the carrying amount of the security. The translation differences on monetary securities are recognised in profit or loss; translation differences on non-monetary securities are recognised in other comprehensive income. Changes in the fair value of monetary and non-monetary securities classified as available-for-sale are recognised in other comprehensive income.

When securities classified as available-for-sale are sold or impaired, the accumulated fair value adjustments recognised in other comprehensive income are included in profit or loss as gains and losses from investment securities in 'other income'.

The company assesses at each reporting date whether there is objective evidence that an investment or group of investments is impaired. If any such evidence exists, the cumulative loss, measured as the difference between the acquisition cost and the current fair value less any impairment loss previously recognised in profit or loss, is removed from equity and recognised in profit or loss. Impairment losses on equity instruments described as available for sale recognised in profit or loss are not reversed through profit or loss.

# GK General Insurance Company Limited

Notes to the Financial Statements

31 December 2018

(expressed in Jamaican dollars unless otherwise indicated)

---

## 2. Significant Accounting Policies (Continued)

### (f) Insurance contracts

Insurance contracts are those contracts that transfer significant insurance risk. The company's insurance contracts are classified as short-term insurance contracts which include casualty and property insurance contracts.

Casualty insurance contracts protect the company's customers against the risk of causing harm to third parties as a result of their legitimate activities. Damages covered include both contractual and non-contractual events. The typical protection offered is designed for employers who become legally liable to pay compensation to injured employees (employer's liability) and business customers who become liable to pay compensation to a third party for bodily harm or property damage (public liability).

Property insurance contracts mainly compensate the company's customers for damage suffered to their properties or for the value of property lost. Customers who undertake commercial activities on their premises could also receive compensation for loss of earnings caused by the inability to use the insured properties in their business activities (business interruption cover).

Premiums are recognised as revenue (earned premiums) proportionally over the period of coverage. The portion of premium on in-force contracts that relates to unexpired period of risk carried at reporting date is reported as the unearned premium liability. Premiums are shown before commission expense.

Claims and loss adjustment expenses are charged to profit or loss as incurred based on estimated liability for compensation owed to contract holders or third parties damaged by the contract holders. They include direct and indirect claims settlement costs and arise from events that have occurred up to reporting date even if they have not yet been reported to the company. The company does not discount its liabilities for unpaid claims. Liabilities for unpaid claims are estimated using the input of assessments for individual cases reported to the company. Statistical analysis is used to estimate claims incurred but not reported, as well as the expected ultimate cost of more complex claims that may be affected by external factors.

### (g) Receivables from agents, brokers and policy holders and intercompany receivables

Receivables are recognised when due, and are carried at cost, less provision for impairment, which is deemed to approximate the fair value of these short-term assets. These include amounts due from agents, brokers and insurance contract holders.

Expected credit losses are calculated on receivables from agents, brokers and policyholders and intercompany receivables on a periodic basis and the carrying amount reduced accordingly with the impairment loss recognised in profit or loss. Refer to Note 2 (e) for further details.

# GK General Insurance Company Limited

Notes to the Financial Statements

31 December 2018

(expressed in Jamaican dollars unless otherwise indicated)

---

## 2. Significant Accounting Policies (Continued)

### (h) Reinsurance ceded

Contracts entered into by the company with reinsurers under which the company is compensated for losses on one or more contracts issued by the company are classified as reinsurance contracts.

The amounts to which the company is entitled under its reinsurance contracts held are recognised as reinsurance assets. These assets consist of short-term balances due from reinsurers as well as longer term receivables that are dependent on the expected claims and benefits arising under the related reinsurance contracts. Amounts recoverable from or due to reinsurers are measured consistently with amounts associated with the reinsured insurance contracts and in accordance with the terms of each reinsurance contract. Reinsurance liabilities are primarily premiums payable for reinsurance contracts and are recognised as an expense when due. Estimated amounts of reinsurance recoverable, which represent the unearned portion of premiums ceded to the reinsurers as well as claims recoverable from reinsurers, are included in recoverable from reinsurers on the statement of financial position.

The company relies upon reinsurance agreements to limit the potential for losses and to increase its capacity to write insurance. Reinsurance arrangements are effected under reinsurance treaties and by negotiation on individual risks. Reinsurance does not relieve the company from liability to its policyholders. To the extent that a reinsurer may be unable to pay losses for which it is liable under the terms of the reinsurance agreement, the company is exposed to the risk of liability for such losses. However, in an effort to reduce the risk of non-payment, the company performs financial strength assessments of its reinsurers and monitors risk concentration limits.

The company assesses its reinsurance assets for impairment. If there is objective evidence that the reinsurance asset is impaired, the company reduces the carrying amount of the reinsurance asset to its recoverable amount and recognises that impairment loss in profit or loss.

### (i) Deferred policy acquisition costs

The costs of acquiring and renewing insurance contracts (commission expense), which vary with and are directly related to the contracts, are deferred over the unexpired period of risk carried. Deferred policy acquisition costs are subsequently amortised as the premium is earned over the life of the contracts. Deferred policy acquisition costs are subject to recoverability testing at the time of policy issue and at the end of each accounting period.

### (j) Property, plant and equipment and depreciation

Land and buildings are shown at fair market value, based on biennial valuations by external independent valuers, less subsequent depreciation of buildings. All other property, plant and equipment are stated at historical cost less depreciation. Historical cost includes expenditure directly attributable to the acquisition of the items.

Increases in carrying amounts arising on revaluation are recognised in OCI and credited to capital and fair value reserves in shareholders' equity. Decreases that offset previous increases of the same asset are charged against the capital and fair value reserves, through OCI; all other decreases are charged to profit or loss.

# GK General Insurance Company Limited

Notes to the Financial Statements

31 December 2018

(expressed in Jamaican dollars unless otherwise indicated)

---

## 2. Significant Accounting Policies (Continued)

### (j) Property, plant and equipment and depreciation (continued)

Depreciation is calculated on the straight-line basis at such rates that will write off the carrying value of the assets over the period of their expected useful lives. Land is not depreciated. The expected useful lives of the other property, plant and equipment are as follows:

Freehold building	60 years
Leasehold improvements	10 years
Furniture, fixtures and equipment	3 – 10 years
Motor vehicles	4 – 5 years

The assets' residual values and useful lives are reviewed and adjusted if appropriate, at each year end. Where the carrying amount of an asset is greater than its estimated recoverable amount, it is written down immediately to its recoverable amount.

Gains or losses on disposal of property, plant and equipment are determined by reference to their carrying amount and are taken into account in determining profit for the year.

Repairs and maintenance expenses are charged to profit or loss during the financial period in which they are incurred.

### (k) Intangible assets

Separately acquired intangible assets are assessed annually for indicators of impairment and are carried at cost less any accumulated amortisation and impairment. The cost of separately acquired intangible assets comprises its purchase price, any directly attributable cost of preparing the asset for its intended use and professional fees directly attributed to acquiring the asset. Amortisation is calculated using the straight line method to allocate the cost of the assets over their estimated useful lives. The expected useful life of the intangible assets are as follows:

Policy contracts	15 years
Computer software	4 years

### (l) Impairment of non-financial assets

Property, plant and equipment and other long-lived assets are reviewed for impairment losses whenever events or changes in circumstances indicate that the carrying amount may not be recoverable. An impairment loss is recognised for the amount by which the carrying amount of the asset exceeds its recoverable amount, which is the higher of an asset's net selling price or value in use. For the purpose of assessing impairment, assets are grouped at the lowest levels for which there are separately identifiable cash flows.



# GK General Insurance Company Limited

Notes to the Financial Statements

31 December 2018

(expressed in Jamaican dollars unless otherwise indicated)

---

## 2. Significant Accounting Policies (Continued)

### (m) Insurance reserves

Under the Insurance Regulations, 2001, the company is required to actuarially value its insurance reserves annually. Consequently, claims incurred but not reported (IBNR) as well as the unexpired period of risk reserve have been independently actuarially determined for the current year. The remaining reserves are also reviewed by the actuary in determining the overall adequacy of the provision for the company's insurance liabilities.

#### (i) Unearned premium reserve

This reserve represents that proportion of premiums written in respect of risks to be borne subsequent to the year end, under contracts entered into on or before the reporting date, and is computed by applying the 365th method to gross written premiums.

#### (ii) Unearned commission

The unearned commission represents the actual commission income on premium ceded on proportional reinsurance contracts relating to the unexpired period of risk carried. The income is deferred as unearned commission reserves, and amortised over the life of the period in which the commissions are expected to be earned. These reserves are calculated by applying the 365th method to gross commissions.

#### (iii) Claims outstanding

A provision is made to cover the estimated cost of settling claims arising out of events which occurred by the year end, including claims incurred but not reported (IBNR), less amounts already paid in respect of those claims. This provision is estimated by management (insurance case reserves) and the appointed actuary (IBNR) on the basis of claims admitted and intimated.

#### (iv) Claims incurred but not reported

The reserve for claims incurred but not reported (IBNR) has been calculated by an independent actuary using the Paid Loss Development method, the Incurred Loss Development method, the Bornhuetter-Ferguson Paid Loss method, the Bornhuetter-Ferguson Incurred Loss method and the Frequency-Severity method (Note 16). This calculation is done in accordance with the Insurance Act 2001.

#### (v) Unexpired period of risk reserve

The provision for unexpired period of risks is determined by the appointed actuary and represents the expected future costs associated with the unexpired portion of policies in force as of the reporting date, in excess of the net unearned premium minus deferred policy acquisition costs.

#### (vi) Liability adequacy test

At the end of each reporting period, liability adequacy tests are performed to ensure the adequacy of the policy liabilities, net of related deferred policy acquisition costs. In performing these tests, current best estimates of future contractual cashflows are compared to the carrying amount of policy liabilities and any deficiency is immediately recognised in profit or loss as unexpired risk provision.

### (n) Other receivables and payables

Other receivables and payables, including balances with group companies, are stated at historical cost.

Expected credit losses are calculated on other receivables on a periodic basis and the carrying amount reduced accordingly with the impairment loss recognised in profit or loss.

# GK General Insurance Company Limited

## Notes to the Financial Statements

31 December 2018

(expressed in Jamaican dollars unless otherwise indicated)

---

### 2. Significant Accounting Policies (Continued)

#### (o) Income taxes

Taxation expense in profit or loss comprises current and deferred tax charges. Tax is recognised in profit or loss, except to the extent that it relates to items recognised in other comprehensive income or directly in equity. In this case, the tax is also recognised in other comprehensive income or equity, respectively.

Current tax charges are based on taxable profits for the year, which differ from the profit before tax reported because it excludes items that are taxable or deductible in other years, and items that are never taxable or deductible. The company's liability for current tax is calculated at tax rates that have been enacted at the statement of financial position date.

Deferred tax is the tax that is expected to be paid or recovered on differences between the carrying amounts of assets and liabilities and the corresponding tax bases. Deferred income tax is provided in full, using the liability method, on temporary differences arising between the tax bases of assets and liabilities and their carrying amounts in the financial statements. Currently enacted tax rates are used in the determination of deferred income tax.

Deferred tax assets are recognised to the extent that it is probable that future taxable profit will be available against which the temporary differences can be utilised.

Deferred income tax assets and liabilities are offset when there is a legally enforceable right to offset current income tax assets against current income tax liabilities and when deferred income taxes relate to the same fiscal liability.

#### (p) Employee benefits

##### (i) Pension obligations

The company participates in a defined benefit plan operated by the ultimate parent. The defined benefit plan is generally funded through payments to a trustee-administered fund as determined by periodic actuarial calculations. A defined benefit plan is a pension plan that defines an amount of pension benefit to be provided, usually as a function of one or more factors such as age, years of service or compensation.

The ultimate parent company assumes the defined benefit pension obligations of all companies within the GraceKennedy Group participating in this scheme. As a result the ultimate parent company recognises the total pension assets and obligations in respect of this plan. Under this arrangement, the obligation of the company is limited to the regular monthly pension contributions. Contributions are recognised by the period in which they are incurred.

The company also participates in a defined contribution plan operated by the ultimate parent. A defined contribution plan is a pension plan under which the company pays fixed contributions into a separate entity. The company has no legal or constructive obligations to pay further contributions if the fund does not hold sufficient assets to pay all employees the benefits due.

# GK General Insurance Company Limited

Notes to the Financial Statements

31 December 2018

(expressed in Jamaican dollars unless otherwise indicated)

---

## 2. Significant Accounting Policies (Continued)

### (p) Employee benefits (continued)

#### (ii) Other post-employment obligations

The company participates in a number of other post-employment schemes operated by GraceKennedy Limited. The benefits covered under the schemes include group life, insured and self-insured health care, gratuity and other supplementary plans. The entitlement to these benefits is usually based on the employee remaining in service up to retirement age and the completion of a minimum service period.

The liability in respect of these obligations is the present value of the defined benefit obligation at reporting date, together with adjustments for actuarial gains and losses and past service costs. The defined benefit obligation is calculated annually by independent actuaries using the projected unit credit method. The present value of the defined benefit obligation is determined by the estimated future cash outflows using interest rates of Government securities which have terms to maturity approximating the terms of the related liability.

Actuarial gains and losses arising from experience adjustments and changes in actuarial assumptions are charged or credited to equity in other comprehensive income in the period in which they arise.

Past-service costs are recognised immediately in the profit or loss.

#### (iii) Leave accrual

Employees' entitlements to annual leave are recognised when they accrue to employees. A provision is made for the estimated liability for annual leave as a result of services rendered by employees up to the statement of financial position date.

#### (iv) Termination benefits

Termination benefits are payable when employment is terminated before the normal retirement date, or whenever an employee accepts voluntary redundancy in exchange for these benefits. The company recognises termination benefits when it is demonstrably committed to either terminating the employment of current employees according to a detailed formal plan without possibility of withdrawal or providing termination benefits as a result of an offer made to encourage voluntary redundancy. Benefits falling due more than 12 months after the statement of financial position date are discounted to present value.

#### (v) Incentive plans

The company recognises a liability and an expense for bonuses, based on a formula that takes into consideration the profit after certain adjustments. The company recognises a provision where contractually obliged or where there is past practice that has created a constructive obligation.

#### (vi) Equity compensation benefits

The company participates in an equity-settled, share-based compensation plan with its ultimate parent company, GraceKennedy Limited. Share options are granted to management and key employees. The fair value of the employee services received in exchange for the grant of the options is recognised as an expense. The total amount to be expensed over the vesting period is determined by reference to the fair value of the options granted, excluding the impact of non-market vesting conditions. Options are granted at the weighted average price of the parent company's shares on the Jamaica Stock Exchange for the previous ten days and are exercisable at that price. Options are exercisable beginning one year from the date of grant and have a contractual option term of six years. When options are exercised, the proceeds received net of any transaction costs are credited to share capital.

# GK General Insurance Company Limited

## Notes to the Financial Statements

31 December 2018

(expressed in Jamaican dollars unless otherwise indicated)

---

### 2. Significant Accounting Policies (Continued)

#### (q) Revenue and income recognition

Revenue comprises the fair value of the consideration received or receivable for the provision of services in the ordinary course of the company's activities. Revenue is shown net of General Consumption Tax and is recognised as follows:

##### *Insurance contracts*

Gross premiums written are recognised on a pro-rated basis over the life of the policies written (Note 2(f)). The portion of premiums written in the current year, which relates to coverage in subsequent years are deferred as unearned premiums (Note 2(m)(i)).

Commissions payable on premium income and commissions receivable on reinsurance of risks are charged and credited, respectively, over the life of the policies.

##### *Interest income*

Interest income is primarily earned on the company's investments and is calculated using the effective interest yield method. Interest income is recognised as it accrues unless collectability is in doubt.

##### *Dividend income*

Dividend income from equities is recognised within other income in the statement of comprehensive income when the right to receive payment is established.

#### (r) Dividend distribution

Dividend distribution is recognised as a liability in the period in which the dividends are approved.

### 3. Insurance and Financial Risk Management

The company's activities expose it to a variety of insurance and financial risks and those activities involve the analysis, evaluation, acceptance and management of some degree of risk or combination of risks. Taking risk is core to the insurance business, and the operational risks are an inevitable consequence of being in business. The company's aim is therefore to achieve an appropriate balance between risk and return and minimise potential adverse effects on the company's financial performance.

The company's risk management policies are designed to identify and analyse these risks, to set appropriate risk limits and controls, and to monitor the risks and adherence to limits by means of reliable and up-to-date information systems. The company regularly reviews its risk management policies and systems to reflect changes in markets, products and emerging best practice.

The Board of Directors is ultimately responsible for the establishment and oversight of the company's risk management framework. The Board has established committees for managing and monitoring risks, as follows:

#### (i) Investment and Loan Committee

The Investment and Loan Committee is responsible for monitoring and approving investment and liquidity strategies for the company. The Committee also assists the Board in its oversight of the company's exposure to credit risk, liquidity risk, market risk and operational risk.

#### (ii) Audit Committee

The Audit Committee assists the Board in its oversight of the risk management functions and processes of the company, reviews the adequacy of internal controls over risk management, and monitors the company's compliance with legal and regulatory requirements. The Audit Committee is assisted in its oversight role by the Internal Audit Department of the ultimate parent company, which regularly conducts reviews of key areas of risk.

# GK General Insurance Company Limited

## Notes to the Financial Statements

31 December 2018

(expressed in Jamaican dollars unless otherwise indicated)

---

### 3. Insurance and Financial Risk Management (Continued)

- (iii) **Insurance Risk Committee**  
The Insurance Risk Committee oversees the company's insurance risk arrangements. The Committee's mandate is to ensure that the company's insurance risk appetite is appropriate and adhered to and that key insurance risks are identified and managed.
- (iv) **Conduct Review Committee**  
The Conduct Review Committee is responsible for the monitoring of related party transactions and ensuring that these are in the normal course of business, at arm's length and in the best interests of the company.

Management has also established the following framework for managing and monitoring risk:

- (i) **Finance Department**  
This Department is responsible for managing the company's assets and liabilities and the overall financial structure. It is also primarily responsible for managing the liquidity risk of the company.
- (ii) **Risk and Reinsurance Function**  
The Risk and Reinsurance function develops the company's insurance risk management framework and negotiate reinsurance (treaty and facultative) arrangements, including assessing the performance and credit worthiness of the reinsurers. They monitor the company's compliance with the insurance risk policies and procedures, by way of advisory activities, regular performance monitoring, exception reporting & audits conducted periodically.

The most important types of risks are insurance, credit, liquidity, market and other operational risk. Market risk includes currency risk, interest rate and other price risk.

#### (a) Insurance risk

The company issues contracts that transfer insurance risk. The risk under any one insurance contract is the possibility that the insured event occurs and the uncertainty of the amount of the resulting claim. By the very nature of an insurance contract, this risk is random and therefore unpredictable.

The principal risk that the company faces under its insurance contracts is that the actual claim payments exceed the carrying amount of the insurance liabilities. This could occur because the frequency or severity of claims and benefits are greater than estimated. Insurance events are random and the actual number and amount of claims and benefits will vary from year to year from the level established using statistical techniques.

Experience shows that the larger the portfolio of similar insurance contracts, the smaller the relative variability about the expected outcome will be. In addition, a more diversified portfolio is less likely to be affected across the board by a change in any subset of the portfolio. The company has developed its insurance underwriting strategy to diversify the type of insurance risks accepted and within each of these categories to achieve a sufficiently large population of risks to reduce the variability of the expected outcome.

Factors that increase insurance risk include lack of risk diversification in terms of type and amount of risk and geographical location.

Management maintains an appropriate balance between commercial and personal policies and types of policies based on guidelines set by the Board of Directors. Insurance risk arising from the company's insurance contracts is, however, primarily concentrated within Jamaica.

# GK General Insurance Company Limited

## Notes to the Financial Statements

31 December 2018

(expressed in Jamaican dollars unless otherwise indicated)

---

### 3. Insurance and Financial Risk Management (Continued)

#### (a) Insurance risk (continued)

The company has the right to re-price the risk on renewal. It also has the ability to impose deductibles and reject fraudulent claims. Where applicable, contracts are underwritten by reference to the commercial replacement value of the properties or other assets and contents insured. Claims payment limits are always included to cap the amount payable on occurrence of the insured event. The cost of rebuilding properties, on a replacement basis or indemnity for other assets and contents and the time taken to restart operations for business interruption are the key factors that influence the level of claims under these policies.

Claims on insurance contracts are payable on a claims-occurrence basis. The company is liable for all insured events that occur during the term of the contract. Some classes of insurance cover such as those involving liability are settled over a long period of time. The related claims provision on these classes would therefore include an IBNR portion. There are several variables that affect the amount and timing of cash flows from these contracts. These mainly relate to the inherent risks of the business activities carried out by individual contract holders and the risk management procedures they adopted. The compensation paid on these contracts is the monetary awards granted for bodily injury suffered by employees (for employer's liability covers) or members of the public (for public liability covers). Such awards are lump-sum payments that are calculated as the present value of the lost earnings and rehabilitation expenses that the injured party will incur as a result of the accident.

The estimated cost of claims includes direct expenses to be incurred in settling claims, net of the expected subrogation value and other recoveries. The company takes all reasonable steps to ensure that it has appropriate information regarding its claims exposures. However, given the uncertainty in establishing claims provisions, it is likely that the final outcome will prove to be different from the original liability established. The liability for these contracts comprises a provision for reported claims not yet paid and a provision for IBNR.

The amount of casualty claims is particularly sensitive to the level of court awards and to the development of legal precedent on matters of contract and tort. Casualty contracts are also subject to the emergence of new types of latent claims, but no allowance is included for this at the reporting date.

In calculating the estimated cost of unpaid claims (both reported and not), the company uses estimation techniques that are a combination of loss-ratio-based estimates (where the loss ratio is defined as the ratio between the ultimate cost of insurance claims and insurance premiums earned in a particular financial year in relation to such claims) and an estimate based upon actual claims experience using predetermined formulae where greater weight is given to actual claims experience as time passes.

The initial loss-ratio estimate is an important assumption in the estimation technique and is based on previous years' experience, adjusted for factors such as premium rate changes, anticipated market experience and historical claims inflation. The initial estimate of the loss ratios used for the current year (before reinsurance) is analysed by type of risk for current and prior year premiums earned.

The estimation of IBNR is generally subject to a greater degree of uncertainty than the estimation of the cost of settling claims already notified to the company, where information about the claim event is available. IBNR claims may not be apparent to the insurer until many years after the event that gave rise to the claims. For casualty contracts, the IBNR proportion of the total liability is high and will typically display greater variations between initial estimates and final outcomes because of the greater degree of difficulty of estimating these liabilities.

In estimating the liability for the cost of reported claims not yet paid, the company considers any information available from loss adjusters and information on the cost of settling claims with similar characteristics in previous periods. Large claims are assessed on a case-by-case basis or projected separately in order to allow for the possible distortive effect of their development and incidence on the rest of the portfolio.

# GK General Insurance Company Limited

Notes to the Financial Statements

31 December 2018

(expressed in Jamaican dollars unless otherwise indicated)

## 3. Insurance and Financial Risk Management (Continued)

### (a) Insurance risk (continued)

Management sets policy and retention limits based on guidelines set by the Board of Directors. The policy limit and maximum net retention of any one risk for each class of insurance for the year are as follows:

	2018		2017	
	Policy Limit \$'000	Maximum Net Retention \$'000	Policy Limit \$'000	Maximum Net Retention \$'000
Commercial property –				
Fire and consequential loss	1,268,049	10,144	1,243,041	9,944
Boiler and machinery	470,763	5,350	615,305	6,992
Engineering	627,684	7,133	615,305	6,992
Burglary, money and goods in transit	31,701	31,701	31,076	31,076
Glass	31,701	31,701	31,076	31,076
Other	31,701	31,701	31,076	31,076
Liability	380,415	38,041	372,912	37,291
Marine, aviation and transport	76,083	1,902	74,582	1,865
Motor	68,000	17,500	68,000	17,600
Pecuniary loss –				
Fidelity	31,701	31,701	31,076	31,076
Surety/Bonds	145,826	29,165	142,950	28,590
Personal accident	31,701	31,701	31,076	31,076
Personal property	1,268,049	10,144	1,243,041	9,944

# GK General Insurance Company Limited

Notes to the Financial Statements

31 December 2018

(expressed in Jamaican dollars unless otherwise indicated)

## 3. Insurance and Financial Risk Management (Continued)

### (a) Insurance risk (continued)

#### *Risk exposure and concentrations of risk*

The concentration of insurance risk before and after reinsurance by territory in relation to the type of insurance risk accepted is summarised below, with reference to the carrying amount of the insurance liabilities (gross and net of reinsurance) arising from insurance contract.

2018						
Territory		Motor	Liability	Property	Other types of risks	Total
Jamaica	Gross	2,022,886	338,128	100,026	52,717	2,513,757
	Net	2,000,605	317,257	5,046	48,373	2,371,281
Turks and Caicos Island	Gross	7,703	1,205	261,251	-	270,159
	Net	3,265	1,205	4,036	-	8,506
Dominica	Gross	18,330	-	133,726	-	152,056
	Net	18,330	-	9,427	-	27,757
Total	Gross	2,048,919	339,333	495,003	52,717	2,935,972
	Net	2,022,200	318,462	18,509	48,373	2,407,544

2017						
Territory		Motor	Liability	Property	Other types of risks	Total
Jamaica	Gross	1,974,243	299,434	362,347	9,437	2,645,461
	Net	1,953,036	278,633	27,653	7,158	2,266,480
Turks and Caicos Island	Gross	19,533	9,323	399,806	-	428,662
	Net	19,533	9,323	28,237	-	57,093
Dominica	Gross	35,621	-	933,815	-	969,436
	Net	35,621	-	60,399	-	96,020
Total	Gross	2,029,397	308,757	1,695,968	9,437	4,043,559
	Net	2,008,190	287,956	116,289	7,158	2,419,593



# GK General Insurance Company Limited

Notes to the Financial Statements

31 December 2018

(expressed in Jamaican dollars unless otherwise indicated)

## 3. Insurance and Financial Risk Management (Continued)

### (a) Insurance risk (continued)

#### *Sensitivity Analysis of Actuarial Liabilities*

The determination of actuarial liabilities is sensitive to a number of assumptions, and changes in those assumptions could have a significant effect on the valuation results. These factors are discussed below.

#### *Actuarial Assumptions*

(i) In applying the noted methodologies, the following assumptions were made:

- Claims inflation has remained relatively constant and there have been no material legislative changes in the Jamaican civil justice system that would cause claim inflation to increase dramatically.
- There is no latent environmental or asbestos exposure embedded in the company's loss history.
- The company's case reserving and claim payments rates have and will remain relatively constant.
- The overall development of claims costs gross of reinsurance is not materially different from the development of claims costs net of reinsurance. This assumption is supported by:
  - (a) The majority of the company's reinsurance program consists of proportional reinsurance agreements.
  - (b) The company's non-proportional reinsurance agreements consist primarily of high attachment points.
- Claims are expressed at their estimated ultimate undiscounted value, in accordance with the requirement of the Insurance Act, 2001.

For the Bornhuetter-Ferguson methods, the company has generally allowed a-priori loss ratios to remain the same as at previous evaluations. Management monitors these ratios at each review and will adjust if necessary, typically if long term loss ratios change or there is unexpected positive or negative development.

(ii) Scenario Testing

The two major assumptions that determine reserve levels are:

- The selection of a-priori loss ratios within the Bornhuetter-Ferguson methods.
- The selection of loss development factors.

These factors have been stochastically modeled using various confidence intervals to determine the impact on the net reserves. The net reserves of \$2,407,544,000 (2017 – \$1,419,593,000) were determined at the 50% confidence interval. Had the confidence interval increased/(decreased) by 10%, the net reserves would increase/(decrease) by \$80,379,000/(\$95,141,000) (2017 - \$89,980,000/(\$87,067,000)).

#### *Development Claim Liabilities*

In addition to sensitivity analysis, the development of insurance liabilities provides a measure of the company's ability to estimate the ultimate value of claims. The table below illustrates how the company's estimate of the ultimate claims liability for accident years 2009 - 2018 has changed at successive year-ends, up to 2018. Updated unpaid claims and adjustment expenses (UCAE) and IBNR estimates in each successive year, as well as amounts paid to date are used to derive the revised amounts for the ultimate claims liability for each accident year, used in the development calculations.



# GK General Insurance Company Limited

## Notes to the Financial Statements

31 December 2018

(expressed in Jamaican dollars unless otherwise indicated)

### 3. Insurance and Financial Risk Management (Continued)

#### (b) Reinsurance risk

To limit its exposure of potential loss on an insurance policy or group of insurance policies, an insurer may cede certain levels of risk to a reinsurer or reinsurers. The company utilises reinsurance treaties to reduce its net retained risk and uses a professional reinsurance broker for risk advice and to assist in the selection of reinsurers. The risk is spread over several reinsurers all of whom are highly rated by at least one of the four major rating agencies. The credit ratings of reinsurers are regularly monitored.

Retention limits represent the level of risk retained by the insurer. Coverage in excess of these limits is ceded to reinsurers up to the treaty limit. The retention programs used by the company are summarised below:

(a) The retention limit or maximum exposure on insurance policies for all reinsurance treaties for the company range between \$1,902,000 and \$38,041,000 (2017 - \$1,865,000 and \$37,291,000).

(b) The company's main treaty arrangements are as follows:

- (i) Property and allied perils 80%:20% (2017 – 80%:20%) Quota Share of premiums i.e. 80% ceded premiums and 20% retention.
- (ii) Excess of loss treaty for motor and third party liability, which covers losses in excess of US\$300,000 (2017 – US\$300,000) for any one loss or event.
- (iii) Catastrophe excess of loss treaty which covers losses in various layers, the maximum of which is US\$22,000,000 (2017 – US\$22,000,000) for any one event.

(c) The amount of reinsurance recoveries recognised during the period is as follows:

	2018 \$'000	2017 \$'000
Property	342,947	1,936,126
Motor	9,714	41,163
Marine	3,108	977
Liability	7,107	(1,292)
Pecuniary loss	1,026	(1,219)
Personal accident	-	(1,857)
	<u>363,902</u>	<u>1,973,898</u>

#### (c) Financial risk

The company is exposed to financial risk through its financial assets and financial liabilities, reinsurance assets and insurance liabilities. In particular, the key financial risk is that the proceeds from its financial assets are not sufficient to fund the obligations arising from its insurance contracts. The most important components of this financial risk are interest rate risk, market risk, cash flow risk, currency risk and credit risk.

# GK General Insurance Company Limited

## Notes to the Financial Statements

31 December 2018

(expressed in Jamaican dollars unless otherwise indicated)

---

### 3. Insurance and Financial Risk Management (Continued)

#### (c) Financial risk (continued)

These risks arise from open positions in interest rate, currency and equity products, all of which are exposed to general and specific market movements. The risks that the company primarily faces due to the nature of its investments and liabilities are interest rate risk and market risk. The company's overall risk management programme focuses on the unpredictability of financial markets and seeks to minimise potential adverse effects of the company's financial performance.

#### (i) Credit risk

The company takes on exposure to credit risk, which is the risk that its reinsurers, brokers, customers, clients or counterparties will cause a financial loss for the company by failing to discharge their contractual obligations. Credit risk is an important risk for the company's business; management therefore carefully manages its exposure to credit risk. Credit risk arises from cash and cash equivalents, contracted cash flows on debt instruments carried at amortised cost and at fair value through other comprehensive income, amounts due from reinsurers, amounts due from related parties and amounts due from insurance contract holders, insurance brokers and agents.

The company structures the levels of credit risk it undertakes by placing limits on the amount of risk accepted in relation to a single counterparty or groups of related counterparties.

#### *Credit review process*

The company's Investment and Loan Committee monitors the credit risk associated with premiums receivable as well as those associated with investments using information supplied by management. The Risk and Reinsurance Function periodically assesses the financial strength of reinsurers.

#### (a) Premium and other receivables

Management utilises periodic reports to assist in monitoring any receivables that are overdue. Where necessary, cancellation of policies is effected for amounts deemed uncollectible. Additionally, Internal Audit makes regular reviews to assess the degree of compliance with company procedures on credit.

#### (b) Investments

The company limits its exposure to credit risk by investing mainly in liquid securities with counterparties that have high credit quality, and in Government of Jamaica securities. Accordingly, management does not expect any counterparty to fail to meet its obligations.

Refer to policy on financial assets for details on impairment methodology relating to receivables from agents, brokers and policyholders, intercompany receivables and investment securities (Note 2 (e)).

#### (c) Reinsurance

Reinsurance is used to manage insurance risk. This does not, however, discharge the company's liability as primary insurer. If a reinsurer fails to pay a claim for any reason, the company remains ordinarily liable for the payment to the claimant. The creditworthiness of reinsurers is considered on an annual basis by reviewing their financial strength prior to finalisation of any contract. The Risk and Reinsurance Function assesses the creditworthiness of all reinsurers and intermediaries by reviewing credit grades provided by rating agencies and other publicly available financial information.

# GK General Insurance Company Limited

Notes to the Financial Statements

31 December 2018

(expressed in Jamaican dollars unless otherwise indicated)

## 3. Insurance and Financial Risk Management (Continued)

### (c) Financial risk (continued)

#### (i) Credit risk (continued)

##### *Exposure to credit risk*

	2018 \$'000	2017 \$'000
<i>Subject to expected credit losses:</i>		
Cash and short term investments	1,555,023	823,285
Financial assets at amortised cost	3,652,430	-
Financial assets at fair value through other comprehensive income	288,370	-
Receivables from agents, brokers & policyholders	939,772	842,749
Due from group companies	164,866	91,076
<i>Not subject to expected credit losses:</i>		
Recoverable from reinsurers and coinsurers (i)	592,753	692,403
	<u>7,193,214</u>	<u>2,449,513</u>

- (i) Financial assets arising from insurance contracts are exempt from IFRS 9 and are therefore not subject to the impairment model required by the standard.

The maximum exposure to credit risk at the end on the reporting period is the carrying amount of each class of financial assets mentioned above.

The table below shows receivables from agents, brokers and policyholders for which credit risks have increased significantly since initial recognition but that are not credit-impaired:

	2018 \$'000	2017 \$'000
31 to 60 days	47,085	34,209
More than 60 days	<u>37,905</u>	<u>37,808</u>
	<u>84,990</u>	<u>72,017</u>

# GK General Insurance Company Limited

Notes to the Financial Statements

31 December 2018

(expressed in Jamaican dollars unless otherwise indicated)

## 3. Insurance and Financial Risk Management (Continued)

### (c) Financial risk (continued)

#### (i) Credit risk (continued)

##### *Amounts due from agents, brokers & policyholders*

Note 10 summarises the company's credit exposure for amounts due from agents, brokers & policyholders at their carrying amounts. The majority of amounts due are receivable from customers and brokers in Jamaica.

##### *Debt securities*

The following table summarises the company's credit exposure for debt securities at their carrying amounts, as categorised by issuer:

	2018 \$'000	2017 \$'000
Government of Jamaica	2,244,680	2,501,711
Bank of Jamaica	257,413	222,421
Corporate	2,670,930	2,137,588
	<u>5,173,023</u>	<u>4,861,720</u>

##### *Impairment of financial assets*

The company has five types of financial assets that are subject to IFRS 9's new expected credit loss model:

- Receivables from agents, brokers and policyholders;
- Intercompany receivables;
- Cash and cash equivalents;
- Debt investments carried at amortised cost; and
- Debt investments carried at FVOCI.

While intercompany receivables and cash and cash equivalents are subject to the impairment requirements of IFRS 9, the identified impairment loss was immaterial.

##### *Receivables from agents, brokers and policyholders*

The company applies the IFRS 9 simplified approach to measuring expected credit loss (ECL) which uses a lifetime expected loss allowance for all receivables from agents, brokers and policyholders.

To measure the expected credit losses, receivables from agents, brokers and policyholders have been grouped based on shared credit risk characteristics and the days past due. The two key categories considered are broker receivables and client receivables as the risk profile in these two categories are considered to be different.

The expected loss rates are based on the liquidation profiles of sales over a period of 36 months before 31 December 2018 or 1 January 2018 respectively and the corresponding historical credit losses experienced within this period. The historical loss rates are adjusted to reflect current and forward-looking information on macroeconomic factors affecting the ability of the customers to settle the receivables. The company has identified the unemployment rate to be the most relevant macro-economic factor, and accordingly adjusts the historical loss rates based on expected changes in this factor.

# GK General Insurance Company Limited

Notes to the Financial Statements

31 December 2018

(expressed in Jamaican dollars unless otherwise indicated)

## 3. Insurance and Financial Risk Management (Continued)

### (c) Financial risk (continued)

#### (i) Credit risk (continued)

##### *Impairment of financial assets (continued)*

##### *Receivables from agents, brokers and policyholders (continued)*

On that basis, the loss allowance as at 31 December 2018 and 1 January 2018 (on adoption of IFRS 9) was determined as follows for receivables from agents, brokers and policyholders:

31 December 2018	0-30 Days	31-60 Days Over Due	61-90 Days Over Due	91-120 Days Over Due	More than 121 Days Over Due	Total
	\$'000	\$'000	\$'000	\$'000	\$'000	
Agent and Broker Receivables	180,261	158,791	64,773	69,852	95,039	568,716
Expected loss rate	0.08%	0.18%	0.26%	0.49%	2.07%	
Policyholders Receivables	244,888	44,393	28,876	20,995	31,904	371,056
Expected loss rate	0.08%	0.17%	0.21%	0.33%	0.77%	
Loss allowance	331	354	230	414	2,344	3,673

1 January 2018	0-30 Days	31-60 Days Over Due	61-90 Days Over Due	91-120 Days Over Due	More than 121 Days Over Due	Total
	\$'000	\$'000	\$'000	\$'000	\$'000	
Agent and Broker Receivables	280,747	138,931	58,616	30,117	34,135	542,546
Expected loss rate	0.14%	0.18%	0.26%	0.49%	1.39%	
Policyholders Receivables	201,139	40,958	40,214	13,651	4,241	300,203
Expected loss rate	0.12%	0.17%	0.21%	0.33%	0.77%	
Loss allowance	620	314	238	194	621	1,987

The loss allowance for receivables from agents, brokers and policyholders as at 31 December 2017 reconciles to the loss allowance on 1 January 2018 and to the closing loss allowance as at 31 December 2018 as follows:

	2018 \$'000	2017 \$'000
At 31 December 2017 – calculated under IAS 39	385	385
Amounts restated through opening retained earnings	1,602	-
At 1 January 2018 – calculated under IFRS 9	1,987	385
Movement on loss allowance recognised in profit or loss during the year	1,686	-
At 31 December 2018	3,673	385

# GK General Insurance Company Limited

Notes to the Financial Statements

31 December 2018

(expressed in Jamaican dollars unless otherwise indicated)

---

## 3. Insurance and Financial Risk Management (Continued)

### (c) Financial risk (continued)

#### (i) Credit risk (continued)

##### *Impairment of financial assets (continued)*

##### Receivables from agents, brokers and policyholders (continued)

Receivables from agents, brokers and policyholders are written off when there is no reasonable expectation of recovery. Indicators that there is no reasonable expectation of recovery include, amongst others, the failure of a debtor to engage in a repayment plan with the company, failure to make contractual payments for a period greater than 1 year, and alternative methods of debt collection have been exhausted.

Impairment losses on receivables from agents, brokers and policyholders are presented as net impairment losses within operating profit. Subsequent recoveries of amounts previously written off are credited against the same line item.

##### *Previous accounting policy for impairment of receivables from agents, brokers and policyholders*

Up to 31 December 2017, the impairment of receivables from agents, brokers and policyholders was assessed based on the incurred loss model. If there was objective evidence that the receivables from agents, brokers and policyholders was impaired, the company reduced the carrying amount of the receivables accordingly and recognised the impairment loss in profit or loss.

##### Debt investments

Expected credit loss (ECL) for debt instruments at amortised cost and FVOCI were measured using lifetime expected losses. Management considered whether there were significant increases in credit risks associated with these investments since origination and concluded that sufficient information was unavailable to assess the credit risk at origination. Additionally, the low credit risk criteria were not met as investments were ranked below investment grade; a key criterion in classifying an investment as having a low credit risk.

The key parameters used in the ECL model, including probabilities of defaults (PDs), loss given default (LGDs) and probability-weighted scenarios were obtained from externally published information by an established rating agency.

##### *Probability of default (PD)*

The parameters for PDs were developed by the rating agency by tracking and analysing rating and historical default information over a 33 years' period for 132 countries and presents a 10-year issuer-weighted default study. The default rate is calculated by averaging the experiences of the issuers on a month by month basis over the 33 year period.

##### *Loss given default (LGD)*

As a base case in determining LGDs, management considered published recovery data associated with historical defaulted sovereign bonds. Based on this report, the observable loss rate on historically defaulted local bonds was on average 20%. Management is therefore of the view that a similar loss rate will be experienced on local bonds in the event of a future default. Management judgement was used to further adjust this expected loss rate for corporate and global bonds on the with the credit quality of the issuer as well as the tenure being the primary drivers as to the level of adjustment made.



# GK General Insurance Company Limited

Notes to the Financial Statements

31 December 2018

(expressed in Jamaican dollars unless otherwise indicated)

---

## 3. Insurance and Financial Risk Management (Continued)

### (c) Financial risk (continued)

#### (i) Credit risk (continued)

##### *Impairment of financial assets (continued)*

##### *Debt investments (continued)*

##### *Exposure at default (EAD)*

EAD represents the carrying value of the financial instrument at the point of an expected default event and is limited to the contractual life of the respective instruments. Based on the nature of the securities held by the company, being non-amortising, the cash flow include the periodic interest payment followed by lump sum upon contractual maturity. The EAD is therefore deemed by management to be the unpaid principal as well as the unpaid interest at the point of the expected default.

##### *Forward-looking consideration*

Management considered the need to adjust the key parameters to incorporate forward looking information in calculating expected credit losses. A historical assessment was performed to determine the relationship between historical default events, loss experiences and key macro-economic indicators. Macro-economic indicators considered include gross domestic product (GDP), unemployment rate as well as other factors such as the impact of any regulatory, legislative or political changes. Based on these assessments, there were no observable relationships between the historical default events or loss experiences and the macro-economic indicators. Additionally, the local economy has been relatively stable and showing signs of modest growth. Management has therefore concluded that there are no forecast events or changes in key macro-economic variables that would materially impact the ECL parameters and as such no adjustments were made for these factors. This assessment is reviewed and monitored for appropriateness on a quarterly basis.

##### *Probability-weighted scenarios*

As with any forecasts, the projections and likelihoods of occurrence are subject to a high degree of inherent uncertainty and therefore the actual outcomes may be different to those projected. ECL is therefore required to be measured in a way that reflects an unbiased and probability-weighted amount that is determined by evaluating a range of possible outcomes. To achieve this, management considered the probability that the expected rating of an instrument will remain in the current rating bucket (base case), increase by one rating bucket (upside) and decrease by one rating bucket (downside).

The probability outcomes were obtained from data published by a reputable rating agency which presents an analysis of historical rating migration of debt instruments over a 33 year period.

##### *Discounting*

ECL is measured in a way that reflects the time value of money. As such, cash shortfall associated with expected defaults are discounted back to the statement of financial position date. This is done by calculating the present value of the undiscounted ECL using the original effective interest rate (EIR) on each instrument.

# GK General Insurance Company Limited

Notes to the Financial Statements

31 December 2018

(expressed in Jamaican dollars unless otherwise indicated)

## 3. Insurance and Financial Risk Management (Continued)

### (c) Financial risk (continued)

#### (i) Credit risk (continued)

##### *Impairment of financial assets (continued)*

##### *Debt investments (continued)*

##### *Debt investments at amortised cost*

The loss allowance for debt investments at amortised cost as at 31 December 2017 reconciles to the loss allowance on 1 January 2018 and to the closing loss allowance as at 31 December 2018 as follows:

	2018 \$'000
At 31 December 2017 – calculated under IAS 39	-
Amounts restated through opening retained earnings	<u>30,101</u>
At 1 January 2018 – calculated under IFRS 9	30,101
Movement on loss allowance recognised in profit or loss during the year	<u>4,346</u>
At 31 December 2018	<u><u>34,447</u></u>

##### *Debt investments at FVOCI*

The loss allowance for debt investments at FVOCI is recognised in profit or loss and reduces the fair value loss otherwise recognised in OCI.

The loss allowance for debt investments at FVOCI as at 31 December 2017 reconciles to the opening loss allowance on 1 January 2018 and to the closing loss allowance as at 31 December 2018 as follows:

	2018 \$'000
At 31 December 2017 – calculated under IAS 39	-
Amounts restated through opening retained earnings	<u>3,804</u>
At 1 January 2018 – calculated under IFRS 9	3,804
Movement on loss allowance recognised in profit or loss during the year	<u>47</u>
At 31 December 2018	<u><u>3,851</u></u>

# GK General Insurance Company Limited

## Notes to the Financial Statements

31 December 2018

(expressed in Jamaican dollars unless otherwise indicated)

### 3. Insurance and Financial Risk Management (Continued)

#### (c) Financial risk (continued)

##### (ii) Liquidity risk

Liquidity risk is the risk that the company is unable to meet its payment obligations associated with its financial liabilities as they become due. The consequence may be the failure to meet obligations to fulfil claims and other liabilities incurred.

##### *Liquidity risk management process*

The company's liquidity management process, as carried out by management and monitored by the Investment and Loan Committee, includes:

- (i) Monitoring future cash flows and liquidity on a periodic basis. This incorporates an assessment of expected cash flows and the availability of collateral which could be used to secure funding if required;
- (ii) Maintaining a portfolio of marketable assets that can easily be liquidated as protection against any unforeseen interruption to cash flow;
- (iii) Optimising cash returns on investment; and
- (iv) Monitoring statement of financial position liquidity ratios against internal and regulatory requirements. The most important of these is to maintain limits on the ratio of net liquid assets to customer liabilities.

Monitoring and reporting take the form of cash flow measurement and projections for the next day, week and month, as these are key periods for liquidity management. The starting point for those projections is an analysis of the contractual maturity of the financial liabilities and the expected collection date of the financial assets.

The matching and controlled mismatching of the maturities and interest rates of assets and liabilities is fundamental to the management of the company. It is unusual for companies ever to be completely matched since business transacted is often of uncertain term and of different types. An unmatched position potentially enhances profitability, but can also increase the risk of loss.

The maturities of assets and liabilities and the ability to replace, at an acceptable cost, interest-bearing liabilities as they mature, are important factors in assessing the liquidity of the company and its exposure to changes in interest rates and exchange rates.

##### *Financial and insurance liabilities cash flows*

The tables below present the undiscounted cash flows payable of the company's financial liabilities and estimated cash flows of recognised insurance liabilities based on contractual repayment obligations. The company has no liabilities contractually due past one year.

	Within 1 Month \$'000	1 to 3 Months \$'000	3 to 12 Months \$'000	Total \$'000
	<b>2018</b>			
Due to reinsurers	-	574,330	-	574,330
Claims outstanding	2,935,972	-	-	2,935,972
Other payables	95,464	177,179	86,012	358,655
	<b>3,031,436</b>	<b>751,509</b>	<b>86,012</b>	<b>3,868,957</b>

# GK General Insurance Company Limited

Notes to the Financial Statements

31 December 2018

(expressed in Jamaican dollars unless otherwise indicated)

## 3. Insurance and Financial Risk Management (Continued)

### (c) Financial risk (continued)

#### (ii) Liquidity risk (continued)

##### *Financial and insurance liabilities cash flows (continued)*

	Within 1 Month	1 to 3 Months	3 to 12 Months	Total
	\$'000	\$'000	\$'000	\$'000
	<b>2017</b>			
Due to reinsurers	-	229,386	-	229,386
Claims outstanding	4,043,559	-	-	4,043,559
Other payables	108,561	15,528	94,851	218,940
	<b>4,152,120</b>	<b>244,914</b>	<b>94,851</b>	<b>4,491,885</b>

Assets available to meet all of the liabilities and to cover financial and insurance liabilities include cash and bank balances and investment securities. The company is able to meet unexpected net cash outflows by selling securities and accessing additional funding sources from its ultimate parent company and financing institutions.

#### (iii) Market risk

The company takes on exposure to market risks, which is the risk that the fair value of future cash flows of a financial instrument will fluctuate because of changes in market prices. Market risks mainly arise from changes in foreign currency exchange rates and interest rates. Market risk is monitored by the Finance Department which monitors price movement of financial assets monthly on the local and international markets. Market risk exposures are measured using sensitivity analysis.

There has been no change to the company's exposure to market risks or the manner in which it manages and measures the risk.

##### *Currency risk*

Currency risk is the risk that the fair value of future cash flows of a financial instrument will fluctuate because of changes in foreign exchange rates.

The company manages its foreign exchange risk by ensuring that the net exposure in foreign assets and liabilities is kept to an acceptable level by monitoring currency positions, maximising foreign currency earnings and holding foreign currency balances.

# GK General Insurance Company Limited

## Notes to the Financial Statements

31 December 2018

(expressed in Jamaican dollars unless otherwise indicated)

### 3. Insurance and Financial Risk Management (Continued)

#### (c) Financial risk (continued)

##### (iii) Market risk (continued)

##### *Concentrations of currency risk*

The table below summarises the company's exposure to foreign currency at year end.

	CAN\$	EC\$ J\$'000	US\$ J\$'000	Total J\$'000
<b>2018</b>				
<b>Assets</b>				
Cash & short term investments	-	92,450	279,189	371,639
Investment securities	-	-	1,015,375	1,015,375
Due from agents, brokers & policyholders	3,363	6,140	144,254	153,757
Recoverable from reinsurers and coinsurers	431	134,740	1,078,025	1,213,196
Deferred policy acquisition costs	45	5,101	78,132	83,278
Due from group companies	-	77,199	-	77,199
<b>Total financial assets</b>	<b>3,839</b>	<b>315,630</b>	<b>2,594,975</b>	<b>2,914,444</b>
<b>Liabilities</b>				
Due to reinsurers	(1,701)	(3,404)	(263,070)	(268,175)
Insurance reserves	(590)	(189,625)	(1,290,527)	(1,480,742)
<b>Total financial liabilities</b>	<b>(2,291)</b>	<b>(193,029)</b>	<b>(1,553,597)</b>	<b>(1,748,917)</b>
<b>Net financial position</b>	<b>1,548</b>	<b>122,601</b>	<b>1,041,378</b>	<b>1,165,527</b>
<b>2017</b>				
<b>Assets</b>				
Cash & short term investments	-	63,973	71,041	135,014
Investment securities	-	-	885,254	885,254
Due from agents, brokers & policyholders	416	6,630	136,241	143,287
Recoverable from reinsurers and coinsurers	360	883,945	1,227,126	2,111,431
Deferred policy acquisition costs	39	3,235	66,275	69,549
Due from group companies	-	6,157	-	6,157
<b>Total financial assets</b>	<b>815</b>	<b>963,940</b>	<b>2,385,937</b>	<b>3,350,692</b>
<b>Liabilities</b>				
Due to reinsurers	(313)	(971)	(133,104)	(134,388)
Insurance reserves	(505)	(993,997)	(1,470,910)	(2,465,412)
<b>Total financial liabilities</b>	<b>(818)</b>	<b>(994,968)</b>	<b>(1,604,014)</b>	<b>(2,599,800)</b>
<b>Net financial position</b>	<b>(3)</b>	<b>(31,028)</b>	<b>781,923</b>	<b>750,892</b>

# GK General Insurance Company Limited

Notes to the Financial Statements

31 December 2018

(expressed in Jamaican dollars unless otherwise indicated)

## 3. Insurance and Financial Risk Management (Continued)

### (c) Financial risk (continued)

#### (iii) Market risk (continued)

##### *Foreign currency sensitivity*

The following table indicates the currencies to which the company had exposure on its monetary assets and liabilities at year end. The change in currency rates below represents management's assessment of the possible change in the US dollar and EC dollar exchange rates. The sensitivity analysis represents outstanding US\$ denominated and EC\$ denominated monetary items and adjusts their translation at the year-end for a 2% appreciation and a 4% depreciation (2017 – 2% appreciation and 4% depreciation of the Jamaican dollar against these currencies. The percentage change in the currency rate will impact each financial asset/liability included in the sensitivity analysis differently. Consequently, individual sensitivity analyses were performed. The effect on profit or loss shown below is the total of the individual sensitivities done for each of the assets/liabilities. There is no sensitivity on the company's other components of equity as the company does not enter into cash flow hedges.

	Change in Currency Rate	Effect on Profit before Taxation	Change in Currency Rate	Effect on Profit before Taxation
	2018 %	2018 \$'000	2017 %	2017 \$'000
US\$ (J\$ Appreciation)	2%	(20,827)	2%	(15,638)
US\$ (J\$ Depreciation)	4%	41,655	4%	31,277
EC\$ (J\$ Appreciation)	2%	(2,452)	2%	621
EC\$ (J\$ Depreciation)	4%	4,904	4%	(1,241)

# GK General Insurance Company Limited

Notes to the Financial Statements

31 December 2018

(expressed in Jamaican dollars unless otherwise indicated)

## 3. Insurance and Financial Risk Management (Continued)

### (c) Financial risk (continued)

#### (iii) Market risk (continued)

##### *Interest rate risk*

Interest rate risk is the risk that the value of future cash flows of a financial instrument will fluctuate because of changes in market interest rates.

Floating rate instruments expose the company to cash flow interest risk, whereas fixed interest rate instruments expose the company to fair value interest risk.

The company's Investment and Loan policy requires it to manage interest rate risk by maintaining an appropriate mix of fixed and variable rate instruments. The policy also requires it to manage the maturities of interest bearing financial assets through the adherence to a prescribed maturity profile.

The following tables summarise the company's exposure to interest rate risk. It includes the company's financial instruments at carrying amounts, categorised by the earlier of contractual repricing or maturity dates. There is no interest rate risk arising from the company's insurance assets and liabilities.

	Within 1 Month \$'000	1 to 3 Months \$'000	3 to 12 Months \$'000	1 to 5 Years \$'000	Over 5 Years \$'000	Non- Interest Bearing \$'000	Total \$'000
<b>2018</b>							
<b>Financial Assets</b>							
Cash & short term investments	1,456,163	50,046	-	-	48,601	213	1,555,023
Investments	404,209	734,176	1,240,146	814,030	748,239	320,106	4,260,906
Due from group companies	-	-	-	-	-	164,866	164,866
Other receivables						15,129	15,129
<b>Total financial assets</b>	<b>1,860,372</b>	<b>784,222</b>	<b>1,240,146</b>	<b>814,030</b>	<b>796,840</b>	<b>500,314</b>	<b>5,995,924</b>
<b>Financial Liabilities</b>							
Other payables	-	-	-	-	-	(358,655)	(358,655)
Due from group companies	-	-	-	-	-	(34,669)	(34,669)
<b>Total financial liabilities</b>	<b>-</b>	<b>-</b>	<b>-</b>	<b>-</b>	<b>-</b>	<b>(393,324)</b>	<b>(393,324)</b>
<b>Total interest repricing gap</b>	<b>1,860,372</b>	<b>784,222</b>	<b>1,240,146</b>	<b>814,030</b>	<b>796,840</b>	<b>106,990</b>	<b>5,602,600</b>

# GK General Insurance Company Limited

Notes to the Financial Statements

31 December 2018

(expressed in Jamaican dollars unless otherwise indicated)

## 3. Insurance and Financial Risk Management (Continued)

### (c) Financial risk (continued)

#### (iii) Market risk (continued)

##### *Interest rate risk (continued)*

	Within 1 Month \$'000	1 to 3 Months \$'000	3 to 12 Months \$'000	1 to 5 Years \$'000	Over 5 Years \$'000	Non- Interest Bearing \$'000	Total \$'000
<b>2017</b>							
<b>Financial Assets</b>							
Cash & short term investments	597,212	178,549	-	-	47,523	150	823,434
Investments	585,851	886,387	1,048,187	919,745	750,200	126,556	4,316,926
Due from group companies	-	-	-	-	-	91,076	91,076
Other receivables	-	-	-	-	-	21,723	21,723
<b>Total financial assets</b>	<b>1,183,063</b>	<b>1,064,936</b>	<b>1,048,187</b>	<b>919,745</b>	<b>797,723</b>	<b>239,505</b>	<b>5,253,159</b>
<b>Financial Liabilities</b>							
Other payables	-	-	-	-	-	(218,940)	(218,940)
Due from group companies	-	-	-	-	-	(3,476)	(3,476)
<b>Total financial liabilities</b>	<b>-</b>	<b>-</b>	<b>-</b>	<b>-</b>	<b>-</b>	<b>(222,416)</b>	<b>(222,416)</b>
<b>Total interest repricing gap</b>	<b>1,183,063</b>	<b>1,064,936</b>	<b>1,048,187</b>	<b>919,745</b>	<b>797,723</b>	<b>17,089</b>	<b>5,030,743</b>

##### *Interest rate sensitivity*

The following table indicates the sensitivity to a reasonable possible change in interest rates, with all other variables held constant, on the company's profit or loss and shareholders' equity.

The company's interest rate risk arises from investments and cash and short term investments. The sensitivity of the profit or loss is the effect of the assumed changes in interest rates on net profit and other components of equity based on floating rate financial assets. The sensitivity of other components of equity is calculated by revaluing fixed rate FVOCI financial assets for the effects of the assumed changes in interest rates. The correlation of variables will have a significant effect in determining the ultimate impact on market risk, but to demonstrate the impact due to changes in variable, variables had to be on an individual basis.

Change in basis points 2018 JMD / USD	Effect on Profit before Taxation 2018 \$'000	Effect on Other Components of Equity 2018 \$'000	Change in basis points 2017 JMD / USD	Effect on Profit before Taxation 2017 \$'000	Effect on Other Components of Equity 2017 \$'000
-100/-100	(6,309)	20,675	-100/-50	(7,294)	21,046
+100/+100	6,309	(18,346)	+100/+50	7,294	(17,520)



# GK General Insurance Company Limited

## Notes to the Financial Statements

31 December 2018

(expressed in Jamaican dollars unless otherwise indicated)

### 3. Insurance and Financial Risk Management (Continued)

#### (c) Financial risk (continued)

##### (iii) Market risk (continued)

###### *Price risk*

Price risk is the risk that the value of a financial instrument will fluctuate as a result of changes in market prices, whether those changes are caused by factors specific to the individual instrument or its issuer or factors affecting all instruments traded in the market. The company is exposed to no significant levels of equity price risk except through equity investments held and classified as fair value through profit or loss. This does not represent a significant risk to the company. The company is not exposed to commodity price risk.

### 4. Capital Management

The company's objectives when managing capital, which is a broader concept than the 'equity' on the face of the statement of financial position, are:

- To comply with the capital requirements set by the regulators, the Financial Services Commission (FSC);
- To safeguard the company's ability to continue as a going concern so that it can continue to provide an appropriate level of return for its parent as well as benefits for other stakeholders; and
- To maintain a strong capital base to support the development of its business.

Capital adequacy is managed and monitored by the company's management, the Audit Committee and the Board of Directors and certified by the Appointed Actuary. The company seeks to maintain internal capital adequacy at levels higher than the regulatory requirements.

The primary measure used to assess capital adequacy is the Minimum Capital Test (MCT) which is used by the FSC to determine the solvency of the company. The minimum standard stipulated by the Regulation 17(4) of the Insurance (Actuaries) (General Insurance Companies) (Amendment) Regulations, 2013 is that a general insurance company shall have a minimum MCT percentage of 250%. This information is required to be included in the company's annual returns filed with the Financial Services Commission (FSC). Under Section 15(1) of the Insurance Act, 2011, the FSC may cancel the registration of a general insurance company if it is considered to be insolvent.

In January 2017, the Financial Services Commission (FSC) announced a measure to allow for the relaxation of the MCT ratio of 250% to 150% for a period of two years. The measure will reduce the amount of capital that the general insurance industry would need to hold for the purpose of meeting capital adequacy requirements. During this period of regulatory forbearance, the FSC will carry out a Quantitative Impact Study (QIS) to determine the optimal position for the MCT that balances growth and stability of the insurance industry. In this period, the amount of dividends paid to shareholders of the company should not exceed 50% of profit that was achieved for the previous year.

To qualify for the special provisions for relaxed MCT ratio, investment proposals must be approved by the FSC and commence within the 2-year window provided for in the January 2017 advisory. The company took advantage of this relaxation through an investment in a Business Process Outsourcing project, and as such, the FSC has granted forbearance on the MCT ratio requirement allowing the company to maintain a minimum MCT ratio of 235%.

The MCT ratio for the company for the years ended 31 December 2018 and 2017 are as follows:

	<b>2018</b>	<b>2017</b>
Actual MCT ratio	240%	247%
Minimum Required MCT ratio	<u>235%</u>	<u>235%</u>

# GK General Insurance Company Limited

## Notes to the Financial Statements

31 December 2018

(expressed in Jamaican dollars unless otherwise indicated)

---

### 4. Capital Management (Continued)

The company has capital management requirements arising from its registration with regulators in the Commonwealth of Dominica and Turks & Caicos, which it has met. The company is also required to hold minimum levels of regulatory capital with its regulators in Turks & Caicos and the Commonwealth of Dominica which it has maintained (Notes 8 and 9).

### 5. Fair Value Estimates

#### (a) Valuation techniques and assumptions

##### *Financial instruments*

Fair value is the amount for which an asset could be exchanged, or a liability settled, between knowledgeable, willing parties in an arm's length transaction. Market price is used to determine fair value where an active market exists as it is the best evidence of the fair value of a financial instrument. A market is regarded as active if quoted prices are readily and regularly available from an exchange, dealer, broker, industry group, pricing service, or regulatory agency, and those prices represent actual and regularly occurring market transactions on an arm's length basis. However, market prices are not available for a significant number of the financial assets and liabilities held and issued by the company. Therefore, for financial instruments where no market price is available, the fair values presented have been estimated using present values or other estimation and valuation techniques based on market conditions existing at statement of financial position date.

The values derived from applying these techniques are significantly affected by the underlying assumptions used concerning both the amounts and timing of future cash flows and the discount rates. The following methods and assumptions have been used:

- (i) Debt securities classified as FVOCI are measured at fair value based upon projected cash flows discounted at current market rates which have been determined through the use of quotations and yields obtained from independent brokers.
- (ii) The fair values of quoted investments are based on current bid prices.
- (iii) The fair value of liquid assets and other assets maturing within three months is assumed to approximate their carrying amount. This assumption is applied to liquid assets and the short-term elements of all other financial assets and financial liabilities.
- (iv) The fair value of variable rate financial instruments is assumed to approximate their carrying amounts, as these instruments are expected to reprice at the prevailing market rates.
- (v) Based on the nature of the unquoted investments and the specificity of their operations within the general insurance industry, the fair values are expected to approximate to their carrying amounts.

##### *Land & buildings*

An independent valuation of the company's land and buildings was performed by valuers to determine the fair value of the land and buildings as at 31 December 2018. The revaluation surplus, net of applicable deferred income taxes, was credited to other comprehensive income and is shown in capital and fair value reserves in shareholders' equity (Note 21).

Fair values of land and buildings have been derived using the sales comparison approach. Sales prices of comparable land and buildings in close proximity are adjusted for differences in key attributes such as property size. The most significant input into this valuation approach is price per square foot.

# GK General Insurance Company Limited

Notes to the Financial Statements

31 December 2018

(expressed in Jamaican dollars unless otherwise indicated)

## 5. Fair Value Estimates (Continued)

### (b) Fair value hierarchy

At year end, the company held financial instruments, and land & buildings carried at fair value on the statement of financial position and used the following hierarchy for determining and disclosing the fair value of those financial instruments by valuation technique:

- Level 1 includes instruments/property measured at quoted prices in active markets for identical assets or liabilities.
- Level 2 includes instruments/property measured using inputs, other than quoted prices, that are observable for the asset or liability, either directly (that is, as prices) or indirectly (that is, derived from prices).
- Level 3 includes those instruments/property which are measured using valuation techniques that include inputs that are not based on observable market data (unobservable inputs).

#### *Financial instruments*

The following table provides an analysis of financial instruments held as at 31 December that, subsequent to initial recognition are measured at fair value. The financial instruments are grouped into levels 1 to 2 based on the degree to which the fair values are observable according to the Levels mentioned above.

	Level 1 \$'000	Level 2 \$'000	Level 3 \$'000	Total \$'000
<b>2018</b>				
Fair value through OCI:				
Government of Jamaica	-	288,370	-	288,370
Fair value through profit and loss:				
Quoted equities	320,106	-	-	320,106
	<b>320,106</b>	<b>288,370</b>	<b>-</b>	<b>608,476</b>
<b>2017</b>				
Available-for-sale securities:				
Quoted equities	126,556	-	-	126,556
Government of Jamaica securities	-	2,501,711	-	2,501,711
Bank of Jamaica securities	-	222,421	-	222,421
Corporate bonds	-	708,002	-	708,002
Reverse repurchase agreements	-	758,922	-	758,922
Certificates of deposits	-	670,664	-	670,664
	<b>126,556</b>	<b>4,861,720</b>	<b>-</b>	<b>4,988,276</b>

# GK General Insurance Company Limited

## Notes to the Financial Statements

31 December 2018

(expressed in Jamaican dollars unless otherwise indicated)

---

### 5. Fair Value Estimates (Continued)

#### (b) Fair value hierarchy (continued)

##### *Land & buildings*

Land & buildings have been classified as Level 3, because there have been a limited number of similar sales in the local market, and consequently the sales comparison approach incorporates unobservable inputs which in the valuator's judgement reflects suitable adjustments regarding size, age, condition, time of sale, quality of land and buildings and improvements. The most significant input into this valuation is the price per square foot. The higher the price per square foot the higher the fair value. There was no movement between levels during the year.

### 6. Critical Accounting Estimates and Judgments in Applying Accounting Policies

The company makes estimates and assumptions that affect the reported amounts of assets and liabilities in the future. Estimates and judgements are continually evaluated and are based on historical experience and other factors, including expectations of future events that are believed to be reasonable under the circumstances. The resulting accounting estimates will, by definition, seldom equal the related actual results. The estimates and assumptions that will have a significant risk of causing a material adjustment to the carrying amounts of assets and liabilities within the next financial year are as follows:

#### ***Liabilities arising from claims made under insurance contracts***

The determination of the liabilities under insurance contracts represents the liability for future claims payable by the company based on contracts for the insurance business in force at the reporting date using several methods, including the Paid Loss Development method, the Incurred Loss Development method, the Bornhuetter-Ferguson Paid Loss method, the Bornhuetter-Ferguson Incurred Loss method and the Frequency-Severity method. These liabilities represent the amounts that will, in the opinion of the actuary, be sufficient to pay future claims relating to contracts of insurance in force, as well as meet the other expenses incurred in connection with such contracts. A margin for risk or uncertainty (adverse deviations) in these assumptions is added to the liability. The assumptions are examined each year in order to determine their validity in light of current best estimates or to reflect emerging trends in the company's experience.

Claims are analysed separately between those arising from damage to insured property and consequential losses. Claims arising from damage to insured property can be estimated with greater reliability, and the company's estimation processes reflect all the factors that influence the amount and timing of cash flows from these contracts. The shorter settlement period for these claims allows the company to achieve a higher degree of certainty about the estimated cost of claims, and relatively little IBNR is held at year-end. However, the longer time needed to assess the emergence of claims arising from consequential losses makes the estimation process more uncertain for these claims.

#### ***Fair value of financial assets determined using valuation techniques***

As described in Note 5, where the fair values of financial assets recorded on the statement of financial position cannot be derived from active markets, they are determined using a variety of valuation techniques that include the use of discounted cash flow models and/or mathematical models. The inputs to these models are derived from observable market data where possible, but where observable market data are not available, judgment is required to establish fair values.

For discounted cash flow analysis, estimated future cash flows and discount rates are based on current market information and rates applicable to financial instruments with similar yields, credit quality and maturity characteristics. Estimated future cash flows are influenced by factors such as economic conditions, types of instruments or currencies, market liquidity and financial conditions of counterparties. Discount rates are influenced by risk free interest rates and credit risk.

Changes in assumptions about these factors could affect the reported fair value of financial instruments.

# GK General Insurance Company Limited

Notes to the Financial Statements

31 December 2018

(expressed in Jamaican dollars unless otherwise indicated)

## 6. Critical Accounting Estimates and Judgments in Applying Accounting Policies (Continued)

### *Fair value of land and buildings*

The company carries its freehold property at fair market value, with changes in fair value being recognised in capital reserve through other comprehensive income. GK Group engaged independent, qualified property appraisers to assess fair value as at 31 December 2018 for revalued land and buildings. Those fair values were derived using the sales comparison approach, which references market-based evidence, using comparable prices adjusted for specific market factors such as nature, location and condition of the property. The most significant input into this valuation approach is price per square foot. Significant increases (decreases) in estimated price per square foot in isolation would result in a significantly higher (lower) fair value.

### *Valuation of post-employment benefit obligation*

Actuarial valuations are conducted to determine the cost of defined benefit pension plans and other post-employment benefits. These valuations involve making assumptions about discount rates, expected rates of return on assets, future salary increases, mortality rates and future pension increases. Due to the complexity of the valuation, the underlying assumptions and its long term nature, a defined benefit obligation is highly sensitive to changes in these assumptions. All assumptions are reviewed at each reporting date. Details of the key assumptions used in these estimates, and the sensitivity of the estimate to changes in these assumptions, are contained in Note 19.

### *Measurement of the expected credit loss allowance (applicable from 1 January 2018)*

The measurement of the expected credit loss allowance for financial assets measured at amortised cost and FVOCI requires the use of models and significant assumptions about future economic conditions and credit behaviour such as the likelihood of customers defaulting and the resulting losses.

A number of significant judgements are also required in applying the accounting requirements for measuring ECL, such as:

- Determining criteria for significant increase in credit risk;
- Choosing appropriate models and assumptions for the measurement of ECL;
- Establishing appropriateness of forward-looking information; and
- Establishing groups of similar financial assets for the purpose of measuring ECL.

Further details about judgements and estimates made by the company in the above areas is set out in Notes 3 (c) (1) and 28.

## 7. Responsibilities of the Appointed Actuary and External Auditors

The Board of Directors, pursuant to the Insurance Act, appoints the actuary. The actuary's responsibility is to carry out an annual valuation of the company's insurance reserves in accordance with accepted actuarial practice and regulatory requirements and report thereon to the policyholders and shareholders.

The shareholders, pursuant to the Companies Act, appoint the external auditors. Their responsibility is to conduct an independent and objective audit of the financial statements in accordance with International Standards on Auditing and report thereon to the shareholders. In carrying out their audit, the auditors also make use of the work of the appointed actuary and his report on the insurance liabilities.

# GK General Insurance Company Limited

## Notes to the Financial Statements

31 December 2018

(expressed in Jamaican dollars unless otherwise indicated)

### 8. Cash and Deposits

	2018 \$'000	2017 \$'000
Cash at bank and in hand	274,199	104,561
Short term investments (Note 9)	<u>1,232,223</u>	<u>671,350</u>
Cash and cash equivalents	<u>1,506,422</u>	<u>775,911</u>
Other deposits	<u>48,601</u>	<u>47,523</u>
	<u>1,555,023</u>	<u>823,434</u>

Short term investments are debt instruments with an original maturity of up to 90 days, which are classified as cash and cash equivalents. Short term investments include interest receivable of \$3,149,000 (2017 – \$1,431,000). Other deposit represents EC\$1,030,000 which have been pledged with the regulator in the Commonwealth of Dominica.

The effective weighted average interest rates on short term investments are as follows:

	2018 %	2017 %
Jamaican dollar denominated	2.56%	4.96%
United States dollar denominated	<u>0.92%</u>	<u>1.47%</u>

# GK General Insurance Company Limited

Notes to the Financial Statements

31 December 2018

(expressed in Jamaican dollars unless otherwise indicated)

## 9. Investments Securities

Investments comprise the following:

	Years to Maturity				Total 2018 \$'000	Total 2017 \$'000
	Within 1 year \$'000	1 to 5 years \$'000	5 to 10 years \$'000	Over 10 years \$'000		
At amortised cost:						
Issued by:						
Government of Jamaica	781,631	451,005	515,581	208,093	1,956,310	-
Bank of Jamaica	71,583	185,830	-	-	257,413	-
Corporate-						
Bonds	477,668	453,445	89,630	-	1,020,743	-
Reverse repurchase agreements	653,058	-	-	-	653,058	-
Certificate of deposits	997,129	-	-	-	997,129	-
	<u>2,981,069</u>	<u>1,090,280</u>	<u>605,211</u>	<u>208,093</u>	<u>4,884,653</u>	-
Short term investments (Note 8)	(1,232,223)	-	-	-	(1,232,223)	-
	<u>1,748,846</u>	<u>1,090,280</u>	<u>605,211</u>	<u>208,093</u>	<u>3,652,430</u>	-
At fair value through other comprehensive income:						
Issued by:						
Government of Jamaica	-	-	288,370	-	288,370	-
At fair value through profit or loss:						
Quoted equity securities	-	-	-	-	320,106	-
					<u>4,260,906</u>	-
Available-for-sale investments:						
Issued by:						
Government of Jamaica	-	-	-	-	-	2,501,711
Bank of Jamaica	-	-	-	-	-	222,421
Corporate-						
Bonds	-	-	-	-	-	708,002
Reverse repurchase agreements	-	-	-	-	-	758,922
Certificate of deposits	-	-	-	-	-	670,664
						<u>4,861,720</u>
Short term investments (Note 8)						(671,350)
						<u>4,190,370</u>
Quoted equity securities, at fair value						124,736
Preference shares						1,820
						<u>4,316,926</u>

# GK General Insurance Company Limited

## Notes to the Financial Statements

31 December 2018

(expressed in Jamaican dollars unless otherwise indicated)

### 9. Investments Securities (Continued)

Investments include interest receivable of \$77,655,000 (2017 – \$57,725,000).

Securities with an original maturity of up to 90 days are regarded as short term investments and have been included in cash and cash equivalents (Note 8).

Included in investments are Government of Jamaica debt securities with a face value of \$50,000,000, which \$45,000,000 has been pledged with the regulator, the Financial Services Commission, pursuant to Regulation 8(1) (b) of the Insurance Regulations, 2001. Also included are Certificates of Deposits valued at US\$517,000; J\$65,688,000 (2017 – US\$512,000; J\$63,592,000) which have been pledged with the regulator in Turks and Caicos.

Resulting from the adoption of IFRS 9 effective 1 January 2018, the prior year's classification of investment securities as available-for-sale investments is no longer applicable. Investment securities are now held under the three classification categories: amortised cost, fair value through OCI (FVOCI) and fair value through profit and loss (FVPL). Refer to Note 28 for further details.

### 10. Due from Agents, Brokers and Policyholders

	2018 \$'000	2017 \$'000
Receivables from agents, brokers and policyholders –		
Agents and brokers	568,716	542,546
Policyholders	371,056	300,203
	<u>939,772</u>	<u>842,749</u>

### 11. Recoverable from Reinsurers and Coinsurers

	2018 \$'000	2017 \$'000
Claims recoverable from reinsurers and coinsurers	64,325	67,496
Reinsurers' portion of claims outstanding (Note 16)	528,428	1,623,966
Reinsurers' portion of unearned premiums (Note 16)	1,174,739	999,059
	<u>1,767,492</u>	<u>2,690,521</u>

### 12. Other Receivables

	2018 \$'000	2017 \$'000
Staff loans	2,681	2,056
Prepayments	55,552	28,657
Other	12,448	19,667
	<u>70,681</u>	<u>50,380</u>



# GK General Insurance Company Limited

Notes to the Financial Statements

31 December 2018

(expressed in Jamaican dollars unless otherwise indicated)

## 13. Related Party Transactions and Balances

- (a) The statement of financial position includes the following balances with key management personnel and directors of the company:

	2018 \$'000	2017 \$'000
Premiums receivable	<u>287</u>	<u>595</u>

- (b) The statement of financial position includes the following balances with group companies:

	2018 \$'000	2017 \$'000
Cash and short term investments – Fellow subsidiaries	<u>217,574</u>	<u>21,740</u>
Investments –		
Fellow subsidiaries	82,446	71,863
Ultimate parent company	<u>183,800</u>	<u>184,166</u>
	<u>266,246</u>	<u>256,029</u>
Due from agents, brokers and policyholders –		
Fellow subsidiaries	104,822	64,373
Ultimate parent company	<u>3,543</u>	<u>846</u>
	<u>108,365</u>	<u>65,219</u>
Due from group companies -		
Fellow subsidiaries	164,866	84,557
Ultimate parent company	<u>-</u>	<u>6,519</u>
	<u>164,866</u>	<u>91,076</u>
Due to group companies -		
Fellow subsidiaries	737	401
Ultimate parent company	<u>33,932</u>	<u>3,075</u>
	<u>34,669</u>	<u>3,476</u>
Other payables – Fellow subsidiary	<u>83,337</u>	<u>73,103</u>
Claims outstanding (gross) -		
Fellow subsidiaries	94,207	67,852
Ultimate parent company	<u>15,651</u>	<u>15,048</u>
	<u>109,858</u>	<u>82,900</u>

# GK General Insurance Company Limited

Notes to the Financial Statements

31 December 2018

(expressed in Jamaican dollars unless otherwise indicated)

## 13. Related Party Transactions and Balances (Continued)

- (c) Profit or loss includes the following transactions with key management personnel and directors of the company:

	<b>2018</b>	<b>2017</b>
	<b>\$'000</b>	<b>\$'000</b>
Staff costs –		
Wages and salaries	59,353	45,128
Statutory contributions	<u>6,040</u>	<u>4,395</u>
Directors' emoluments -		
Fees	2,334	2,916
Management remuneration (included in staff costs above)	<u>24,944</u>	<u>21,976</u>
Gross premiums written	<u>1,138</u>	<u>1,812</u>
Claims expense	<u>33</u>	<u>142</u>

# GK General Insurance Company Limited

Notes to the Financial Statements

31 December 2018

(expressed in Jamaican dollars unless otherwise indicated)

## 13. Related Party Transactions and Balances (Continued)

(d) Profit or loss includes the following transactions with group companies:

	2018 \$'000	2017 \$'000
Gross premiums written –		
Fellow subsidiaries	255,376	323,576
Parent company	389	370
Ultimate parent company	101,558	78,959
	<u>357,323</u>	<u>402,905</u>
Reinsurance ceded – Fellow subsidiaries	<u>76,558</u>	<u>95,913</u>
Commission income – Fellow subsidiaries	<u>17,693</u>	<u>13,704</u>
Commission expense – Fellow subsidiaries	<u>134,739</u>	<u>117,303</u>
Claims expense (gross) –		
Fellow subsidiaries	(41,135)	(38,315)
Ultimate parent company	(1,258)	1,378
	<u>(42,393)</u>	<u>(36,937)</u>
Administration expenses –		
Parent company	107,761	74,148
Fellow subsidiaries	103,486	5,289
	<u>211,247</u>	<u>79,437</u>
Other operating expenses –		
Allocation of central office expenses paid to parent company	<u>104,151</u>	<u>81,268</u>
Interest earned -		
Fellow subsidiaries	8,775	3,268
Ultimate parent company	13,475	13,725
	<u>22,250</u>	<u>16,993</u>
Management fee income	<u>47,294</u>	<u>18,056</u>
Royalty expense – Fellow subsidiary	<u>54,923</u>	<u>48,601</u>

# GK General Insurance Company Limited

Notes to the Financial Statements

31 December 2018

(expressed in Jamaican dollars unless otherwise indicated)

## 14. Property, Plant and Equipment

	Freehold Land and Buildings \$'000	Leasehold Improvements \$'000	Furniture, Fixtures and Equipment \$'000	Motor Vehicles \$'000	Total \$'000
	<b>2018</b>				
<b>At Cost or Valuation -</b>					
At 1 January 2018	382,452	347,285	143,493	42,691	915,921
Additions	5,621	77,021	26,048	9,697	118,387
Revaluation	38,927	-	-	-	38,927
Disposals	-	-	(2,181)	(21,089)	(23,270)
At 31 December 2018	427,000	424,306	167,360	31,299	1,049,965
<b>Depreciation -</b>					
At 1 January 2018	4,935	31,164	120,459	19,998	176,556
Charge for the year	4,968	40,361	8,687	7,261	61,277
Revaluation	(9,903)	-	-	-	(9,903)
On disposals	-	-	(2,095)	(14,417)	(16,512)
At 31 December 2018	-	71,525	127,051	12,842	211,418
<b>Net Book Value -</b>					
31 December 2018	427,000	352,781	40,309	18,457	838,547

# GK General Insurance Company Limited

Notes to the Financial Statements

31 December 2018

(expressed in Jamaican dollars unless otherwise indicated)

## 14. Property, Plant and Equipment (Continued)

	Freehold Land and Buildings \$'000	Leasehold Improvements \$'000	Furniture, Fixtures and Equipment \$'000	Motor Vehicles \$'000	Total \$'000
<b>2017</b>					
<b>At Cost or Valuation -</b>					
At 1 January 2017	381,000	49,173	136,863	48,218	615,254
Additions	1,452	299,965	6,702	11,500	319,619
Disposals	-	(1,853)	(72)	(17,027)	(18,952)
At 31 December 2017	382,452	347,285	143,493	42,691	915,921
<b>Depreciation -</b>					
At 1 January 2017	-	25,503	110,112	26,144	161,759
Charge for the year	4,935	7,471	10,397	8,561	31,364
On disposals	-	(1,810)	(50)	(14,707)	(16,567)
At 31 December 2017	4,935	31,164	120,459	19,998	176,556
<b>Net Book Value -</b>					
31 December 2017	377,517	316,121	23,034	22,693	739,365

Land and buildings are carried at fair market value based on a valuation in 2018 by D.C. Tavares & Finson Company Limited, professional valuers. If land and buildings were stated on the historical cost basis, the cost would be \$72,097,000 (2017 - \$66,476,000) with accumulated depreciation of \$19,853,000 (2017 - \$18,652,000).

The additions to leasehold improvements 2017 relate to cost incurred on leased property. The property is leased by a fellow subsidiary, GK Investments Limited. On 1 October 2017, through a deed of assignment, the interest in the lease property was assigned to the company.

# GK General Insurance Company Limited

## Notes to the Financial Statements

31 December 2018

(expressed in Jamaican dollars unless otherwise indicated)

### 15. Intangible Assets

	Policy Contracts \$'000	Computer Software \$'000	Total \$'000
<b>2018</b>			
At Cost -	589,088	99,804	688,892
At 1 January 2018			
Additions	43,700	11,576	55,276
At 31 December 2018	632,788	111,380	744,168
Amortisation -			
At 1 January 2018	471,269	34,069	505,338
Amortisation charge	41,822	11,211	53,033
At 31 December 2018	513,091	45,280	558,371
Net Book Value -			
31 December 2018	119,697	66,100	185,797
<b>2017</b>			
At Cost -			
At 1 January 2017	589,088	42,774	631,862
Additions	-	57,030	57,030
At 31 December 2017	589,088	99,804	688,892
Amortisation -			
At 1 January 2017	431,997	28,493	460,490
Amortisation charge	39,272	5,576	44,848
At 31 December 2017	471,269	34,069	505,338
Net Book Value -			
31 December 2017	117,819	65,735	183,554

The company assumed the complete portfolio of Jamaican policies held by Dyoll Insurance Company Limited. The cost of the transaction, including directly attributable fees and expenses, was \$589,088,000. The intangible asset is amortised over 15 years using the straight line method which commenced 1 January 2006.

The company also acquired the portfolio of Associated Owners Insurance Brokers Limited in March 2018. The transaction price included the agreement was \$43,700,000 which will be amortised over 10 years.

The company tests annually for indicators of impairment of intangible assets. This requires an estimation of the recoverable amount of the intangible asset. The recoverable amount is determined by estimating the expected future cash flows from the cash generating unit and using a discount rate of 13.86%, calculating the present value of those future cash flows. Expected future cash flows are based on financial budgets approved by management covering a one-year period. Cash flows beyond the one-year period are extrapolated using an estimated growth rate of 7.5%.

# GK General Insurance Company Limited

## Notes to the Financial Statements

31 December 2018

(expressed in Jamaican dollars unless otherwise indicated)

### 16. Insurance Reserves

	2018 \$'000	2017 \$'000
<b>Gross –</b>		
Claims outstanding	2,935,972	4,043,559
Unearned premiums	2,637,856	2,310,180
Unearned commission	221,933	197,300
	<u>5,795,761</u>	<u>6,551,039</u>
<b>Reinsurance ceded –</b>		
Claims outstanding (Note 11)	528,428	1,623,966
Unearned premiums (Note 11)	1,174,739	999,059
	<u>1,703,163</u>	<u>2,623,025</u>
<b>Net –</b>		
Claims outstanding	2,407,544	2,419,593
Unearned premiums	1,463,117	1,311,121
Unearned commission	221,933	197,300
	<u>4,092,594</u>	<u>3,928,014</u>

An actuarial valuation was performed to value the policy and claims liabilities of the company as at 31 December 2018 in accordance with the Insurance Act of Jamaica by the appointed actuary, Josh Worsham, FCAS, MAAA of Mid Atlantic Actuarial. The Insurance Act requires that the valuation be in accordance with accepted actuarial principles. The actuary has stated that his report conforms to the standards of practice as established by the Canadian Institute of Actuaries, with such changes as directed by the Financial Services Commission, specifically, that the valuation of some policy and claims liabilities not reflect the time value of money.

In arriving at his valuation, the actuary employed the Paid Loss Development method, the Incurred Loss Development method, the Bornhuetter-Ferguson Paid Loss method, the Bornhuetter-Ferguson Incurred Loss method and the Frequency-Severity method.

# GK General Insurance Company Limited

## Notes to the Financial Statements

31 December 2018

(expressed in Jamaican dollars unless otherwise indicated)

### 16. Insurance Reserves (Continued)

In using the Paid/Incurred Loss Development methods, ultimate losses are estimated by calculating past paid/incurred loss development factors and applying them to exposure periods with further expected paid/incurred loss development. The Bornhuetter-Ferguson Paid/Incurred Loss methods is a combination of the Paid/Incurred Loss Development methods and a loss ratio method; however, these expected losses are modified to the extent paid/incurred losses to date differ from what would have been expected based on the selected paid/incurred loss development pattern. Finally, the Frequency-Severity method is calculated by multiplying an estimate of ultimate claims with an estimate of the ultimate severity per reported claim.

In his opinion dated 25 March 2019 the actuary found that the amount of policy and claims liabilities represented in the statement of financial position at 31 December 2018 makes proper provision for the future payments under the company's policies and meets the requirements of the Insurance Act and other appropriate regulations of Jamaica; that a proper charge on account of these liabilities has been made in profit or loss; and that there is sufficient capital available to meet the solvency standards as established by the Financial Services Commission.

The movement in claims outstanding was as follows:

	2018 \$'000	2017 \$'000
Net reserves for claims outstanding at beginning of year –		
Gross reserves for claims outstanding	4,043,559	2,859,411
Reinsurance ceded	<u>(1,623,966)</u>	<u>(494,824)</u>
	<u>2,419,593</u>	<u>2,364,587</u>
Movement during the year –		
Claims incurred, including IBNR	1,577,721	1,540,331
Claims paid	<u>(1,589,770)</u>	<u>(1,485,325)</u>
	<u>(12,049)</u>	<u>55,006</u>
Net reserves for claims outstanding at end of year	2,407,544	2,419,593
Reinsurance ceded (Note 11)	<u>528,428</u>	<u>1,623,966</u>
Gross reserves for claims outstanding at end of year	<u><u>2,935,972</u></u>	<u><u>4,043,559</u></u>

Significant delays occur in the notification of claims and a substantial measure of experience and judgement is involved in assessing outstanding liabilities, the ultimate cost of which cannot be known with certainty as at the reporting date. The reserve for claims outstanding is determined on the basis of information currently available; however, it is inherent in the nature of the business written that the ultimate liabilities may vary as a result of subsequent developments.

#### *Catastrophic events relating to the year ended 31 December 2017*

There were two catastrophic events during prior year that affected the company's results. Hurricane Irma, a category 5 hurricane, made landfall on the Turks and Caicos Islands on September 7, 2017. The Hurricane resulted in Gross losses incurred of \$862,072,000 and Net losses incurred of \$85,500,000. The statement of financial position at 31 December 2018 contains gross reserves of \$258,588,000 (2017- \$499,546,000) and Net reserves of \$3,693,000 (2017- \$33,853,000) in respect of this event.

Hurricane Maria, a category 5 Hurricane, made landfall in Dominica on September 18, 2018. The Hurricane resulted in Gross losses incurred of \$1,225,193,000 and Net losses incurred of \$128,985,000. The statement of financial position at 31 December 2018 contains gross reserves of \$133,631,000 (2017- \$951,106,000) and Net reserves of \$9,408,000 (2017- \$77,689,000).



# GK General Insurance Company Limited

## Notes to the Financial Statements

31 December 2018

(expressed in Jamaican dollars unless otherwise indicated)

### 17. Other Payables

	2018 \$'000	2017 \$'000
Accruals	158,344	65,800
General Consumption Tax	52,944	73,020
Amounts owing on acquisition of portfolio (Note 15)	34,958	-
Preference dividend	45,782	-
Other	66,627	80,120
	<u>358,655</u>	<u>218,940</u>

### 18. Deferred Income Taxes

Deferred income taxes are calculated in full on temporary differences under the liability method using a principal tax rate of 33%. Deferred income tax assets and liabilities are offset when there is a legally enforceable right to set off current tax assets against current tax liabilities.

Deferred tax assets and liabilities recognised in the statements of financial position are as follows:

	2018 \$'000	2017 \$'000
Deferred income tax assets	(136,995)	(137,368)
Deferred income tax liabilities	159,979	144,100
At end of year	<u>22,984</u>	<u>6,732</u>

The movement on the deferred income tax account is as follows:

	2018 \$'000	2017 \$'000
At 31 December 2017	6,732	21,136
Adjustments arising on the adoption of IFRS 9	(17,925)	-
At 1 January 2018	(11,193)	21,136
Tax recognised in profit or loss (Note 26)	32,990	(31,829)
Tax recognised in other comprehensive income	1,187	17,425
At end of year	<u>22,984</u>	<u>6,732</u>

Deferred tax (credited)/charged against items of other comprehensive income is as follows:

	2018		
	Before tax	Tax charge	After tax
	\$'000	\$'000	\$'000
<i>Item that may be reclassified to profit or loss:</i>			
Changes in the fair value of debt instruments at fair value through other comprehensive income, net of taxes	(17,444)	5,815	(11,629)
<i>Items that will not be reclassified to profit or loss:</i>			
Gains on revaluation of land and building	48,814	(16,277)	32,537
Re-measurements of post-employment benefit obligations	(27,824)	9,275	(18,549)
	<u>3,546</u>	<u>(1,187)</u>	<u>2,359</u>

# GK General Insurance Company Limited

Notes to the Financial Statements

31 December 2018

(expressed in Jamaican dollars unless otherwise indicated)

## 18. Deferred Income Taxes (Continued)

Deferred tax charged/(credited) against items of other comprehensive income is as follows (continued):

	2017		
	Before tax	Tax charge	After tax
	\$'000	\$'000	\$'000
<i>Item that may be reclassified to profit or loss:</i>			
Fair value gains on available-for-sale investments	66,018	(22,006)	44,012
<i>Item that will not be reclassified to profit or loss:</i>			
Re-measurements of post-employment benefit obligations	(13,743)	4,581	(9,162)
	<u>52,275</u>	<u>(17,425)</u>	<u>34,850</u>

The movement in deferred tax assets and liabilities, prior to appropriate offsetting, is as follows:

### Deferred tax assets

	Post-employment Benefits	Accelerated Depreciation	Other	Total
	\$'000	\$'000	\$'000	\$'000
At 1 January 2017	101,434	15,578	3,769	120,781
Recognised in profit or loss	12,284	391	(669)	12,006
Recognised in other comprehensive income	4,581	-	-	4,581
At 31 December 2017	118,299	15,969	3,100	137,368
Recognised in profit or loss	(8,523)	(3,585)	2,460	(9,648)
Recognised in other comprehensive income	9,275	-	-	9,275
At 31 December 2018	119,051	12,384	5,560	136,995

### Deferred tax liabilities

	Revaluation of Buildings	Interest Receivable	Foreign Exchange	Fair Value Reserve	Other	Total
	\$'000	\$'000	\$'000	\$'000	\$'000	\$'000
At 1 January 2017	96,397	16,949	22,880	-	5,691	141,917
Recognised in profit or loss	-	2,293	(22,116)	-	-	(19,823)
Recognised in other comprehensive income	-	-	-	22,006	-	22,006
At 31 December 2017	96,397	19,242	764	22,006	5,691	144,100
Adjustments arising on the adoption of IFRS 9	-	-	-	(17,925)	-	(17,925)
At 1 January 2018	96,397	19,242	764	4,081	-	126,175
Recognised in profit or loss	(17,339)	6,643	11,113	19,749	3,176	23,342
Recognised in other comprehensive income	16,277	-	-	(5,815)	-	10,462
At 31 December 2018	95,335	25,885	11,877	18,015	8,867	159,979

# GK General Insurance Company Limited

## Notes to the Financial Statements

31 December 2018

(expressed in Jamaican dollars unless otherwise indicated)

### 18. Deferred Income Taxes (Continued)

These balances include the following:

	2018 \$'000	2017 \$'000
Deferred tax liabilities to be settled after more than 12 months	112,674	96,397
Deferred tax assets to be recovered after more than 12 months	119,051	132,406

### 19. Pensions and Other Post-Employment Obligations

#### *Pensions*

The company participates in a defined contribution pension scheme and a defined benefit pension scheme operated by the ultimate parent company, GraceKennedy Limited and administered by Proven Fund Managers Limited, in which eligible permanent employees must participate.

#### *Defined contribution scheme*

The defined contribution pension scheme is open to Jamaican based employees hired on or after 1 April 2010. Employees contribute 5% of pensionable earnings with the option to contribute an additional voluntary contribution of 5%. The employer contributions are currently set at 10%. The company's contribution for the year was \$17,166,000 (2017 - \$16,047,000).

#### *Defined benefit scheme*

The plan, which commenced on 1 January 1975, is funded by employee contributions at 5% of salary with the option to contribute an additional 5%, and employer contributions at 0.02% (2017 - 0.02%) as recommended by independent actuaries. Pension at normal retirement age is based on 2% final average earnings times the number of years of pensionable service. Final average earnings is the average of the highest three years annual salary earned by the member during his last ten years of service immediately preceding his actual retirement date, and in respect of which he had made contributions to the scheme. The scheme was closed to new members as at 31 March 2010. The company's contribution for the year was \$61,000 (2017 - \$40,000).

The group had a stated policy for charging the net defined benefit cost of the plan across participating subsidiaries. In the event of a plan surplus, the group was able to take a contribution holiday, while a funding deficiency required the group to make additional contributions to adequately fund the plan. At each valuation, the participating subsidiaries were allocated plan assets sufficient to at least cover the present value of the funded obligations.

Effective 2014, GraceKennedy Limited assumed responsibility for the defined benefit pension obligations of all companies within the Group participating in this scheme. As a result, the parent company recognises the total pension assets and obligations in respect of this plan. The obligation of other participating companies is now limited to the regular monthly pension contributions.

#### *Other post-employment obligations*

The company participates in a number of other schemes operated by GraceKennedy Limited, which provide retirement benefits. The benefits covered under the schemes include group life, insured and self-insured health care, gratuity and other supplementary plans. Funds are not built up to cover the obligations under these post-employment benefit schemes. The method of accounting and the frequency of valuations are similar to those used for defined benefit pension schemes.

# GK General Insurance Company Limited

Notes to the Financial Statements

31 December 2018

(expressed in Jamaican dollars unless otherwise indicated)

## 19. Pensions and Other Post-Employment Obligations (Continued)

### *Other post-employment obligations (continued)*

The amounts recognised in the statement of financial position are as follows:

	2018 \$'000	2017 \$'000
Present value of unfunded obligations	357,153	354,897

The movement in the present value of unfunded obligation over the year is as follows:

	2018 \$'000	2017 \$'000
Balance at beginning of year	354,897	304,302
Current service cost	21,115	15,980
Past service cost	(40,439)	(1,338)
Curtailment	(29,462)	-
Interest cost	28,173	27,178
Total included in staff cost (Note 25)	(20,613)	41,820
Re-measurements:		
Losses from change in financial assumptions	37,864	12,907
Losses from change in demographic assumptions	12,187	9,193
Experience gains	(22,227)	(8,357)
Total included in other comprehensive income	27,824	13,743
Benefits paid	(4,955)	(4,968)
Balance at end of year	357,153	354,897

# GK General Insurance Company Limited

Notes to the Financial Statements

31 December 2018

(expressed in Jamaican dollars unless otherwise indicated)

## 19. Pensions and Other Post-Employment Obligations (Continued)

### *Other post-employment obligations (continued)*

The composition of the liability recognised in relation to the other post-employment obligations in the statement of financial position is as follows:

	2018 \$'000	2017 \$'000
Gratuity Plan	29,541	50,849
Group Life Plan	70,042	73,289
Insured Group Health	147,151	120,961
Self-Insured Health Plan	104,332	104,246
Supplementary Pension Plan	6,087	5,552
	<u>357,153</u>	<u>354,897</u>

The sensitivity of the post-employment medical benefits to changes in the principal assumptions is:

	<u>Impact on post-employment obligations</u>		
	Change in Assumption	Increase in Assumption \$'000	Decrease in Assumption \$'000
Discount rate	1%	(44,392)	59,382
Medical inflation rate	1%	59,382	(45,124)

# GK General Insurance Company Limited

Notes to the Financial Statements

31 December 2018

(expressed in Jamaican dollars unless otherwise indicated)

## 19. Pensions and Other Post-Employment Obligations (Continued)

### *Other post-employment obligations (continued)*

#### *Risks associated with pension plans and post-employment plans*

Through its defined benefit pension plan and other post-employment benefits, the company is exposed to a number of risks, the most significant of which are detailed below:

#### **Changes in bond yields**

A decrease in Government of Jamaica bond yields will increase plan liabilities.

#### **Inflation risk**

Higher inflation will lead to higher liabilities in the event that discretionary pension increases are granted.

#### **Life expectancy**

The majority of the plan's obligations are to provide benefits for the life of the member, so increases in life expectancy will result in an increase in the plan's liabilities. This is particularly significant, where inflationary increases result in higher sensitivity to changes in life expectancy.

The Board of Trustees is ultimately responsible for the establishment and oversight of the plan's risk management framework. The Trustees have established an Investment Committee for managing and monitoring the overall risk management process, as well as implementing policies covering specific areas, such as foreign exchange risk, interest rate risk, credit risk and investment of excess liquidity. The Committee is responsible for formulating and monitoring investment portfolios and investment strategies for the plan. The Committee is also responsible for approval and monitoring of appropriate trading limits, reports and compliance controls to ensure that the mandate is properly followed. A large portion of assets in 2018 consists of bonds and equities.

Funding levels are monitored on an annual basis and the current agreed contribution rate by the company is 0.02% of pensionable salaries. The most recent triennial funding valuation was completed as at 31 December 2016.

The group considers contribution rates set at the last valuation date to be sufficient to prevent a deficit and that regular contributions, which are based on service costs, will not increase significantly.

The average duration of the post-employment obligations is as follows:

<b>Plans</b>	<b>Years</b>
Gratuity Plan	9.3
Group Life Plan	24.8
Insured Group Health	23.7
Self Insured Health Plan	17
Superannuation plan	<u>8.4</u>

# GK General Insurance Company Limited

## Notes to the Financial Statements

31 December 2018

(expressed in Jamaican dollars unless otherwise indicated)

### 20. Share Capital

	2018 \$'000	2017 \$'000
Authorised, issued and fully paid -		
862,064,000 (2017 – 862,064,000) Ordinary shares at no par value	862,064	862,064
3,131,900 (2017- 3,131,900) Preference shares	429,675	429,675
	<u>1,291,739</u>	<u>1,291,739</u>

The preference shares are issued to GraceKennedy (St. Lucia) Limited, a fellow subsidiary, and carry no voting rights for the holder. The shares may not be redeemed at the request of the holder. The company has no obligation to redeem the shares and they are subordinate to the company's obligations to its policyholders and unsecured creditors. In any event, any redemption shall be subject to the approval, in writing, of the FSC. Dividends for the preference shares are paid at the discretion of the Board of Directors but in any given financial year shall not exceed 8% of the total capital paid up on the preference shares, and are not cumulative.

### 21. Capital and Fair Value Reserves

	2018 \$'000	2017 \$'000
Realised gain on sale of investments	824	824
Unrealised gains on investments held as FVOCI	33,530	-
Deferred tax	(19,332)	-
Unrealised gains on the revaluation of available-for-sale investments	-	83,615
Deferred tax	-	(27,697)
Unrealised surplus on the revaluation of property, plant and equipment	426,404	377,602
Deferred tax	(112,662)	(96,397)
	<u>328,764</u>	<u>337,947</u>

### 22. Interest Income

	2018 \$'000
Interest Income-	
Debt investments held as amortised cost	254,696
Debt investments held as FVOCI	18,742
	<u>273,438</u>

Refer to Note 23 (ii) below.

# GK General Insurance Company Limited

## Notes to the Financial Statements

31 December 2018

(expressed in Jamaican dollars unless otherwise indicated)

### 23. Other Income

	2018 \$'000	2017 \$'000
Dividend income (i)	8,130	1,643
Interest Income (ii)	-	300,049
Gain on the sale of investments	72,436	1,628
Gain on disposal of property, plant and equipment	3,380	8,553
Miscellaneous income	58,951	76,732
Net foreign exchange gains/(losses)	18,763	(26,152)
Rental income	96,474	60,987
	<u>258,134</u>	<u>423,440</u>

- (i) Dividends are received from financial assets measured at fair value through profit or loss (FVPL) (2017- from available for sale investments. Dividends are recognised as other income in profit or loss when the right to receive payment is established, it is probable that the economic benefits associated with the dividend will flow to the entity and the amount of the dividend can be measured reliably.
- (ii) Resulting from the adoption of IFRS 9 on 1 January 2018, interest income calculated using the effective interest method is presented separately in the statement of comprehensive income (Note 22).

### 24. Expenses by Nature

Total underwriting, administration and impairment losses:

	2018 \$'000	2017 \$'000
Advertising and public relations	39,298	33,734
Allocation of central office expenses paid to parent company	105,275	84,205
Amortisation of intangible assets (Note 15)	53,033	44,848
Asset tax	12,139	11,816
Auditor's remuneration	5,460	5,355
Impairment losses on financial assets (IFRS 9)	3,673	-
Impairment losses on financial assets (IAS 39)	-	472
Bank charges	22,165	17,591
Data processing	130,202	105,855
Depreciation (Note 14)	61,277	31,364
Directors' fees	2,334	2,055
Occupancy - rent, utilities, insurance, security	70,734	64,865
Office expenses	27,386	27,325
Professional fees	10,459	9,153
Registration fees and stamp duty	26,404	21,945
Repairs and maintenance	11,005	19,000
Royalty expense	54,923	48,601
Staff costs (Note 25)	549,938	567,728
Strategic planning expenses	1,002	-
Underwriting expenses	45,043	43,664
	<u>1,231,750</u>	<u>1,139,576</u>



# GK General Insurance Company Limited

## Notes to the Financial Statements

31 December 2018

(expressed in Jamaican dollars unless otherwise indicated)

### 25. Staff Costs

	2018 \$'000	2017 \$'000
Wages and salaries	393,643	364,354
Statutory contributions	39,187	44,419
Pension – defined contribution (Note 19)	17,166	16,047
Other post-employment obligations (Note 19)	(20,613)	41,820
Redundancy costs (i)	16,262	-
Other	104,293	101,088
	<u>549,938</u>	<u>567,728</u>

- (i) During the year there was a group-wide restructuring exercise aimed at achieving efficiency and improve performance. This restructuring exercise resulted in the reduction of employees and specified the number of staff involved and the redundancy package. These costs were fully provided for in the current accounting period.

### 26. Taxation

Taxation is based on the profit for the year and comprises income tax at 33½%:

	2018 \$'000	2017 \$'000
Current taxation	161,557	78,195
Deferred taxation (Note 18)	32,990	(31,829)
	<u>194,547</u>	<u>46,366</u>

The tax on the company's profit differs from the theoretical amount that would arise using the tax rate of 33½% as follows:

	2018 \$'000	2017 \$'000
Profit before taxation	<u>500,421</u>	<u>200,729</u>
Tax calculated at a tax rate of 33½%	166,807	66,910
Adjusted for the effects of –		
Expense not deductible for tax purposes	5,563	4,655
Accruals not allowed for tax purposes	19,542	(11,597)
Income not subject to tax	(8,038)	(7,777)
Dividend paid on preference shares	-	(14,911)
Amortisation of intangible assets	13,941	13,091
Other	(3,268)	(4,005)
	<u>194,547</u>	<u>46,366</u>

### 27. Contingent Liabilities

The company is involved in certain legal proceedings incidental to the normal conduct of business. Management believes the reserves made in the accounts represent best estimate of the outcome of these proceedings.

# GK General Insurance Company Limited

## Notes to the Financial Statements

31 December 2018

(expressed in Jamaican dollars unless otherwise indicated)

### 28. Change in Accounting Policies

IFRS 9 replaces the provisions of IAS 39 that relate to the recognition, classification and measurement of financial assets and financial liabilities, de-recognition of financial instruments, impairment of financial assets and hedge accounting.

The adoption of IFRS 9 Financial Instruments from 1 January 2018 resulted in changes in accounting policies and adjustments to the amounts recognised in the financial statements. The standard was adopted without restating the comparative information in accordance with the transitional provision in IFRS 9 (7.2.15) and (7.2.26). The total impact of adoption is therefore recognised in the opening statement of financial position on 1 January 2018.

The following tables show the adjustments recognised for each individual line item. Line items not impacted have also been included to facilitate reconciliation of the information provided.

#### Effects on the statement of financial position:

Table 1	Originally stated 31 December 2017 \$'000	IFRS 9 \$'000	Restated 1 January 2018 \$'000
<b>Assets</b>			
Cash and deposits	823,434	-	823,434
Available-for-sale investments	4,316,926	(4,316,926)	-
Financial assets at amortised cost	-	3,856,112	3,856,112
Financial assets at fair value through other comprehensive income	-	286,275	286,275
Financial asset at fair value through profit or loss	-	126,556	126,556
Receivables from agents, brokers and policyholders	842,749	(1,602)	841,147
Recoverable from reinsurers and coinsurers	2,690,521	-	2,690,521
Deferred policy acquisition costs	192,667	-	192,667
Other receivables	50,380	-	50,380
Due from group companies	91,076	-	91,076
Taxation recoverable	75,810	-	75,810
Property, plant and equipment	739,365	-	739,365
Intangible assets	183,554	-	183,554
	<u>10,006,482</u>	<u>(49,585)</u>	<u>9,956,897</u>
<b>Liabilities and Shareholders' Equity</b>			
<b>Liabilities</b>			
Due to reinsurers	229,386	-	229,386
Insurance reserves	6,551,039	-	6,551,039
Other payables	218,940	-	218,940
Due to group companies	3,476	-	3,476
Deferred tax liabilities	6,732	(15,420)	(8,688)
Post-employment benefit obligations	354,897	-	354,897
	<u>7,364,470</u>	<u>(15,420)</u>	<u>7,349,05</u>
<b>Shareholder's Equity</b>			
Share capital	1,291,739	-	1,291,739
Capital and fair value reserves	337,947	(30,091)	307,856
Share options reserve	6,795	-	6,795
Retained earnings	1,005,531	(4,074)	1,001,45
	<u>2,642,012</u>	<u>(34,165)</u>	<u>2,607,84</u>
	<u>10,006,482</u>	<u>(49,585)</u>	<u>9,956,89</u>

# GK General Insurance Company Limited

## Notes to the Financial Statements

31 December 2018

(expressed in Jamaican dollars unless otherwise indicated)

### 28. Change in Accounting Policies (Continued)

The total impact on components of equity as at 1 January 2018 is as follows:

Table 2		Capital and fair value reserves \$'000	Retained earnings \$'000
Closing equity components 31 December 2017 – IAS 39		337,947	1,005,531
IFRS 9 impact-			
Reclassify investments from AFS to FVPL	(i)	(20,530)	20,530
Increase in provision for receivables from agents, brokers and	(ii)	-	(1,602)
Increase in provision for debt investments at amortised cost-net of deferred tax	(ii)	-	(20,466)
Increase in provision for debt investments at FVOCI- net of deferred tax	(ii)	3,804	(2,536)
Reclassify investments from AFS to amortised cost- net of deferred tax		(13,365)	-
Adjustment to equity arising from adoption of IFRS 9 on 1 January		<u>(30,091)</u>	<u>(4,074)</u>
Opening equity components 1 January 2018 – IFRS 9		<u>307,856</u>	<u>1,001,457</u>

#### (i) Classification and measurement

On 1 January 2018 (the date of initial application of IFRS 9), the company's management has assessed which business models apply to the financial assets held by the company and has classified its financial instruments into the appropriate IFRS 9 categories. The main effects resulting from this reclassification are as follows:

Table 3		AFS \$'000	Amortised Cost \$'000	FVOCI \$'000	FVPL \$'000	Total \$'000
Financial assets – 1 January 2018						
Closing balance 31 December 2017 – IAS 39		4,316,926	-	-	-	4,316,926
Reclassify debt instruments from AFS to amortised cost	(a)	(3,904,095)	3,856,112	-	-	(47,983)
Reclassify debt instruments from AFS to FVOCI	(b)	(286,275)	-	286,275	-	-
Reclassify equity instruments from AFS to FVPL	(c)	(126,556)	-	-	126,556	-
Opening balance 1 January 2018 – IFRS 9		<u>-</u>	<u>3,856,112</u>	<u>286,275</u>	<u>126,556</u>	<u>4,268,943</u>

# GK General Insurance Company Limited

## Notes to the Financial Statements

31 December 2018

(expressed in Jamaican dollars unless otherwise indicated)

### 28. Change in Accounting Policies (Continued)

(i) Classification and measurement (continued)

(a) Reclassification of debt instruments from AFS to amortised cost:

Certain investments in debt instruments, including corporate and sovereign debts, were reclassified from AFS to amortised cost (\$3,904,095,000 as at 1 January 2018). At the date of initial application the company's business model is to hold these investments for collection of the contractual cash flows, and the cash flows of these investments are solely payment of principal and interest.

(b) Reclassification of debt instruments from AFS to FVOCI:

Certain investments in global bonds were reclassified from AFS to FVOCI (\$286,275,000 as at January). At the date of initial application the company's business model is achieved both by collecting contractual cash flows and selling these assets.

(c) Reclassification of equity instruments from AFS to FVPL:

Certain investments in equity instruments were reclassified from AFS to FVPL (\$126,556,000 as at January). These investments do not meet the IFRS 9 criteria for classification at amortised cost as these cash flows do not represent solely payment of principal and interest. Additionally, management did not exercise the non-recyclable option of classifying these investments at FVOCI.

(d) Reclassifications of financial instruments on adoption of IFRS 9

On the date of initial application, 1 January 2018, the financial instruments of the company were as follows, with any reclassifications noted:

	Measurement category		Carrying amount		
	Original (IAS 39)	New (IFRS 9)	Original \$'000	New \$'000	Change \$'000
Cash and deposits	Amortised Cost	Amortised Cost	823,434	823,434	-
Investment securities – debt (excluding global bonds)	AFS	Amortised Cost	3,904,095	3,856,112	(47,983)
Investment securities – global bonds	AFS	FVOCI	286,275	286,275	-
Investment securities – equity	AFS	FVPL	126,556	126,556	-
Receivables from agents, brokers and policyholders	Amortised Cost	Amortised Cost	842,749	841,147	(1,602)

# GK General Insurance Company Limited

## Notes to the Financial Statements

31 December 2018

(expressed in Jamaican dollars unless otherwise indicated)

---

### 28. Change in Accounting Policies (Continued)

#### (ii) Impairment of financial assets

The company was required to revise its impairment methodology under IFRS 9 for each of its financial assets. The impact of the change in impairment methodology on the company's retained earnings and other components of equity is disclosed in table 1 above. Detail of the methodology used in calculating the impairment is outlined in Note 3 (c) (i).

#### Receivables from agents, brokers and policyholders

The company applies the IFRS 9 simplified approach to measuring expected credit loss (ECL) which uses a lifetime expected loss allowance for all receivables from agents, brokers and policyholders. As a practical expedient, a provision matrix is utilised in determining the lifetime ECL for receivables from agents, brokers and policyholders. This resulted in an increase of loss allowance on 1 January 2018 by \$1,602,000. Note 3(c)(i) provides further details on the calculation of the allowance.

The loss allowance increased by a further \$1,686,000 during the current period.

#### Debt investments

For debt investments at amortised cost and FVOCI, ECL was measured using lifetime expected credit loss as the investments were ranked below investment grade and management could not establish whether credit risk increased significantly since initial recognition.

Applying the ECL model for debt investments resulted in the recognition of a loss allowance of \$33,905,000 (\$30,101,000 for debt investments at amortised cost and \$3,804,000 for debt investment at FVOCI) on 1 January 2018. A further increase of \$4,393,000 (\$4,346,000 for debt investments at amortised cost and \$47,000 for debt investment at FVOCI) was recognised in the current period.

The impairment losses associated with investments held at amortised cost on 1 January 2018 were netted against the investments and recognised in opening retained earnings net of the resulting deferred tax asset. The impairment losses in the current period and the resulting deferred tax asset relating to these investments were recognised in profit and loss.

The impairment losses associated with investments held at FVOCI on 1 January 2018 resulted in an increase in fair value reserve and a decrease in opening retained earnings net of the resulting deferred tax asset. Refer to table 2 above for further details.